Hengchang Refrigeration and Heating Materials Limited

制冷及空调系统配件

Refrigeration& Air Conditioning Components

H C R

www.cold-solution.com

Tel: +86 18702239323

Fax: +86 21 65148423

Skype:kerry_lf

Whatsapp:+86-18702239323

E-mail: sales@cold-solution.com

Hengchang Refrigeration and Heating Materials Limited

产品目录 | CONTENT

HCR

过滤器系列 Filter Drier Series

01

油路控制系统 Oil Management System

02

阀门系列 Valve Series

03

电磁阀系列 Solenoid Valve Series

04

压力容器系列 Pressure Vessel Series

05

其他保护装置 Other Protection Devices

06

黄铜及紫铜接头、管组件 Brass/Copper fittings and Refrigeration / Air-Conditioning Piping Assembly

07

接头说明 DESCRIPTION OF CONNECTIONS THAT ARE CURRENTLY USED

螺纹接头 3 大类型

1 SAE 扩口

直螺纹接头（根据 SAE J513–92; ASME B1.1–89），使用合适的螺母与带有合适喇叭端的铜管连接。

2 NPT 布立格螺纹

锥形螺纹接头（根据 ASME B1.20.1–92）,用于将管接件、阀门、安全阀连接到容器或钢管上。

3 FPT 内管螺纹

内螺纹直接头（根据 UNI ISO 228/1）,在液压系统中将管接件或阀门连接到容器或钢管上。

焊接接头 4 大类型

可装在管径以英寸或毫米为单位的管件上

1 ODS/ODF

用于铜管的内连接焊接接头。标示的大小与所要连接铜管的外径对应。例如：1/2” ODS 焊接接头适合内接外径为 1/2” 的铜管。

2 ODM

用于铜管的外连接焊接接头。标示的大小与所要连接铜管的外径对应。例如：16 ODM 焊接接头通过 M16内螺 纹/内螺纹铜套（此例中为 TEIDAR TDB–M16）与外径为16mm的铜管连接。

3 IDS

用于铜管的外连接焊接接头。标示的大小与所要连接铜管的内径对应。例如：10 IDS 焊接接头适合外接内径为 10 mm 的铜管。

3 W

用于钢管的焊接接头。标示的大小与所要连接钢管的外径对应。例如：通过对接焊，76.1 W 焊接接头适合与外径为 76.1 mm 的钢管连接。

THREADED CONNECTIONS

THEY CAN BE OF THREE DIFFERENT TYPES

FLARE: Straight threaded connection (according to SAE J513–92; ASME B1.1–89) junction to a copper pipe with a suitable flared end, using a right nut.

NPT: Taper threaded connection (according to ASME B1.20.1–92) to joint fittings, valves, safety valves to vessel or steel pipes.

FPT: Straight female threaded connection (according to UNI ISO 228/1) used in the hydraulic system to joint fittings or valves to vessel or steel pipes.

SOLDER CONNECTIONS

THEY CAN BE OF FOUR DIFFERENT TYPES AND CAN FIT PIPES WITH DIAMETER BOTH IN INCHES AND IN MILLIMETRES

ODS (or ODF): Female solder connection for copper tubes. The indicated size corresponds to the outer diameter of the copper tube which to joint.F.e.: 1/2” ODS solder connection suitable to receive inside a copper pipe with a 1/2” outer diameter.

ODM: Male solder connection for copper tubes. The indicated size corresponds to the outer diameter of the copper tube which to joint.F.e.: 16 ODM solder connection suitable to joint a copper pipe with a 16 mm outer diameter, by means of an M16 female/female copper sleeve.

IDS: Male solder connection for copper tube. The indicated size corresponds to the inner diameter of the copper tube which to joint.F.e.: 10 IDS solder connection suitable to receive outside a copper pipe with an 10 mm inner diameter.

W: Solder connection for steel pipes. The indicated size corresponds to the external diameter of the steel pipe which to joint.F.e.: 76,1 W solder connection suitable to connect a steel pipe with a 76,1 mm external diameter, by means of butt welding.

扩口接头 FLARE CONNECTION

扩口Flare	螺纹Thread	适用铜管外径尺寸 Suitable for copper tube Outside Diameter(OD)			
1/4"	7/16"– 20 UNF	ϕ1/4"	6	–	–
5/16"	1/2"– 20 UNF	ϕ5/16"	–	–	–
3/8"	5/8"– 18 UNF	ϕ3/8"	6	8	10
1/2"	3/4"– 16 UNF	ϕ1/2"	10	12	–
5/8"	7/8" – 14 UNF	ϕ5/8"	12	14	16
3/4"	1.1/16" – 14 UNF	ϕ 3/4"	14	16	18
7/8"	1.1/4" – 12 UNF	ϕ 7/8"	20	22	24
1"	1.3/8" – 12 UNF	ϕ1"	20	22	24

系统保护装置快速选型表
SYSTEM PROTECTOR QUICK SELECT GUIDE

全封闭干燥过滤器 Hermetic Filter-Driers

类型Type	干燥过滤器 Filter Drier	页码 Page	适用制冷剂 Recommended Use	功能 Function
液管 Liquid line	TDE TDK TEM/TEC TCF	11 13 15 21	CFC,HCFC,HFC	通用型 Premium universal replacement
吸气管 Suction line	TDEK	17	CFC,HCFC,HFC	用于吸收压缩机烧毁后的酸和水分 To absorb the system acid and moisture after the compressor burnt
液管 Liquid line	TBF	09	CFC,HCFC,HFC	双向流通 Bi-flow heat pump
吸气管 Suction line	TDF TSF	19 20	CFC,HCFC,HFC	仅过滤功能Filter only
液管/吸气管 Liquid line/Suction line	TCS	22	CFC,HCFC,HFC	仅过滤功能Filter only

可拆式干燥过滤桶 Take-A-Part Filter Driers

类型Type	干燥过滤器 Filter Drier	页码 Page	液管 Liquid	吸气管 Suction
可拆式Take-A-PartTDA	TDA	02	√	√
可拆式Take-A-PartTDZ	TDZ	08	√	√

滤芯 Replaceable Cores / Filters for Take-A-Parts shells

类型Type	干燥过滤桶 Filter Drier	页码 Page	适用制冷剂 Recommended Use	功能 Function
滤芯 Core	D-48	07	CFC,HCFC	高除酸能力 High acid removal
滤芯 Core	H-48/100	07	CFC,HCFC	高除酸能力、除水能力 High acid and water removal
滤芯 Core	W-48/100HH	07	CFC,HCFC,HFC	吸附能力Burnout cleanup
滤芯 Filter	F-48/100	07	CFC,HCFC,HFC	仅过滤功能Filter only

视液镜 Sight Glass/Moisture Indicator

类型Type	系列Series	页码 Page	适用制冷剂 Recommended Use	功能 Function
全封闭 Hermetic	TSG	93	CFC,HCFC,HFC	高灵敏度High sensitivity

气液分离器 Suction line accumulator

类型Type	系列Series	页码 Page	适用制冷剂 Recommended Use	功能 Function
全封闭 Hermetic	TDQ	73	CFC,HCFC,HFC	分离液体Separation of liquid

干燥、吸气过滤筒 挂架 滤芯
DRY & SUCTION DEMOUNTABLE DRIER / MOUNTING BRACKET / FILTER CORE

简介 Introduction

干燥、吸气过滤筒安装在系统的液、汽管路中，可有效除去残留的污染物，从而使压缩机得到更好的保护。延长其使用寿命。可更换滤芯式过滤筒，其最大的特点是用于压缩机马达烧毁后的系统有大量水分进入系统。该产品有极高的清理吸附能力。

The demountable drier is installed in the suction line of a new system. This prevents harmful contaminants from entering into the compressor as an enhanced protection in prolonging the life of compressor. This replaceable suction filter is especially suitable for use in conditions where motor damage has occurred or heavy ingress of water in the system. It has superb cleaning and absorption capabilities.(To be equipped the available core)

特点 Feature

- 可与所有品牌的48、100系列模制干燥滤芯和吸气滤芯及百褶式滤芯匹配
- 全开时通过该部件的压降很低
- 耐久的坚固钢壳体
- 100目出口滤网
- 耐腐蚀环氧树脂静电喷漆
- 最大工作压力4.5Mpa

- Can be matched well with all brands of 48 & 100 series of Line Filter Blocks and Suction Line filter cores
- Full flow fittings of low pressure drop
- Sturdy steel shells for long life
- 100 mesh outlet screen
- Corrosion resistant epoxy powder paint finish
- Maximum working pressure:4.5Mpa

干燥、吸气过滤筒TDA DRY AND SUCTION DEMOUNTABLE DRIER

应用 Applications

- 可与所有品牌的48系列滤芯匹配
- 装有测量压力降和充注用的检修口
- 尺寸齐全，最大接口尺寸3-1/8"
- 液管上应用可选 HCR 的D-48或H-48干燥滤芯
- 吸气管上应用可选HCR 的F-48或X-48吸气滤芯
- Can match with all brands of 48 series cores.
- Has access port that can check the pressure drop & changing
- Whole range Size, Max. connection is 3-1/8".
- Can choose HCR D-48 or H-48 for liquid line.
- Can choose HCR F-48 or X-48 for suction line.

技术参数 Technic Parameter

型号 TYPE	ARI标准状态下的额定值 Rated Valve at ARI standard															选择推荐值(kw) Recommended valve				
	水容量-点滴数 Water capacity-drops of water										制冷剂流过能量 Refrigerant flow capacity					制冷 Cooling			空调 CAir-conditioning	
	制冷剂 Refrigerant 12 15PPM		制冷剂 Refrigerant 134a 80PPM		制冷剂 Refrigerant 22 60PPM		制冷剂 Refrigerant 404a/507 50PPM		制冷剂 Refrigerant 502 30PPM		(在压差=0.014Mpa) At the condition of pressure difference=0.014Mpa					商用制冷及低温设备 Commerial Refrigeration and low-temperature equipment			现场更换或现场装配的系统 System of replace or Assemble on the spot	
	25℃	50℃	25℃	50℃	25℃	50℃	25℃	50℃	25℃	50℃	12	134a	22	404A/507	502	12/134a	22	404A/502&507	12/134a	22
TDA-485	25.6	27.2	22.0	18.4	17.4	14.4	20.4	15.5	18.2	14.1	53.5	64.7	70.3	52.8	45.0	26.4	35.2	26.4	26.4	35.2
TDA-487	25.6	27.2	22.0	18.4	17.4	14.4	20.4	15.5	18.2	14.1	89.7	108	116	87.9	75.3	42.2	52.8	35.2	42.2	52.8
TDA-489	25.6	27.2	22.0	18.4	17.4	14.4	20.4	15.5	18.2	14.1	162	195	211	158	136	42.2	52.8	35.2	52.8	70.3
TDA-4811	25.6	27.2	22.0	18.4	17.4	14.4	20.4	15.5	18.2	14.1	183	234	250	230	197	42.2	52.8	35.2	52.8	70.3
TDA-4813	25.6	27.2	22.0	18.4	17.4	14.4	20.4	15.5	18.2	14.1	192	274	299	197	180	47.8	58.2	42.2	56.3	74.6
TDA-4817	25.6	27.2	22.0	18.4	17.4	14.4	20.4	15.5	18.2	14.1	205	310	338	236	217	49.3	64.9	47.1	60.2	78.5
TDA-4821	25.6	27.2	22.0	18.4	17.4	14.4	20.4	15.5	18.2	14.1	237	336	347	269	239	52.7	67.3	49.7	63.3	80.2
TDA-4824	25.6	27.2	22.0	18.4	17.4	14.4	20.4	15.5	18.2	14.1	257	361	378	293	262	55.4	70.2	56.9	66.1	83.4
TDA-4825	25.6	27.2	22.0	18.4	17.4	14.4	20.4	15.5	18.2	14.1	273	392	398	321	280	58.2	73.4	62.2	69.5	89.7
TDA-967	51.2	44.3	44.0	36.8	34.7	28.8	40.8	30.9	36.3	28.2	147	177	190	144	123	70.3	87.9	52.8	70.3	87.9
TDA-969	51.2	44.3	44.0	36.8	34.7	28.8	40.8	30.9	36.3	28.2	183	220	236	176	153	87.9	128	87.9	87.9	123
TDA-9611	51.2	44.3	44.0	36.8	34.7	28.8	40.8	30.9	36.3	28.2	221	255	276	195	187	111.5	152	111.1	111.1	155
TDA-9613	51.2	44.3	44.0	36.8	34.7	28.8	40.8	30.9	36.3	28.2	263	297	311	232	213	132.1	194	134.5	134.5	190
TDA-9617	51.2	44.3	44.0	36.8	34.7	28.8	40.8	30.9	36.3	28.2	293	332	329	367	303	135.1	203	157	156	208
TDA-9621	51.2	44.3	44.0	36.8	34.7	28.8	40.8	30.9	36.3	28.2	326	352	347	393	314	157	220	191	173	232
TDA-9624	51.2	44.3	44.0	36.8	34.7	28.8	40.8	30.9	36.3	28.2	356	378	369	432	349	181	240	210	193	257
TDA-9625	51.2	44.3	44.0	36.8	34.7	28.8	40.8	30.9	36.3	28.2	382	396	405	457	378	206	263	231	225	270
TDA-1449	76.8	66.5	66.0	55.2	52.1	43.2	61.2	46.4	54.5	28.2	220	265	285	215	184	106	141	106	106	141
TDA-14411	76.8	66.5	66.0	55.2	52.1	43.2	61.2	46.4	54.5	42.3	254	305	327	246	212	141	176	123	141	176
TDA-14413	76.8	66.5	66.0	55.2	52.1	43.2	61.2	46.4	54.5	42.3	282	374	358	270	245	183	205	134	173	206
TDA-14417	76.8	66.5	66.0	55.2	52.1	43.2	61.2	46.4	54.5	42.3	310	431	392	301	279	224	236	156	205	247
TDA-14421	76.8	66.5	66.0	55.2	52.1	43.2	61.2	46.4	54.5	42.3	441	469	432	486	416	243	257	182	216	264
TDA-14424	76.8	66.5	66.0	55.2	52.1	43.2	61.2	46.4	54.5	42.3	473	495	479	502	448	257	269	193	231	286
TDA-14425	76.8	66.5	66.0	55.2	52.1	43.2	61.2	46.4	54.5	42.3	505	518	525	537	486	263	279	214	243	291
TDA-19211	102	88.6	88.0	73.6	69.4	57.6	81.6	61.8	72.6	56.4	322	387	415	313	269	176	246	176	176	246
TDA-19213	102	88.6	88.0	73.6	69.4	57.6	81.6	61.8	72.6	56.4	373	447	478	362	312	211	281	193	211	287
TDA-19217	102	88.6	88.0	73.6	69.4	57.6	81.6	61.8	72.6	56.4	390	471	503	380	327	229	299	211	229	299
TDA-19221	102	88.6	88.0	73.6	69.4	57.6	81.6	61.8	72.6	56.4	423	495	528	498	342	243	243	232	241	325
TDA-19224	102	88.6	88.0	73.6	69.4	57.6	81.6	61.8	72.6	56.4	459	526	543	529	391	257	257	248	267	347
TDA-19225	102	88.6	88.0	73.6	69.4	57.6	81.6	61.8	72.6	56.4	472	548	567	572	425	263	263	269	283	351

干燥、吸气过滤筒TDA DRY AND SUCTION DEMOUNTABLE DRIER

应用 Applications

- 可与所有品牌的100系列滤芯匹配
- 装有测量压力降和充注用的检修口
- 尺寸齐全，最大接口尺寸5-1/4"
- 液管上应用可选 HCR的D-100或H-100干燥滤芯
- 吸气管上应用可选TEIDAR的F-100或X-100吸气滤芯
- Can match with all brands of 100 series cores.
- Has access port that can check the pressure drop & changing
- Whole range Size, Max. connection is 5-1/4".
- Can choose HCR D-100 or H-100 for liquid line.
- Can choose F-48 or X-48 for suction line.

技术参数 Technic Parameter

型号 TYPE	ARI标准状态下的额定值 Rated Valve at ARI standard															选择推荐值(kw) Recommended valve				
	水容量-点滴数 Water capacity-drops of water										制冷剂流过能量 Refrigerant flow capacity					制冷 Cooling			空调 CAir-conditioning	
	制冷剂 Refrigerant 12 15PPM		制冷剂 Refrigerant 134a 80PPM		制冷剂 Refrigerant 22 60PPM		制冷剂 Refrigerant 404a/507 50PPM		制冷剂 Refrigerant 502 30PPM		(在压差=0.014Mpa) At the condition of pressure difference=0.014Mpa					商用制冷及低温设备 Commerial Refrigeration and low-temperature equipment			现场更换或现场装配的系统 System of replace or Assemble on the spot	
	25℃	50℃	25℃	50℃	25℃	50℃	25℃	50℃	25℃	50℃	12	134a	22	404A/507	502	12/134a	22	404A/502&507	12/134a	22
TDA-10013	25	36	76	58	44	31	43	33	43	30	191	190	280	240	156	67	98	59	63	106
TDA-10017	25	36	76	58	44	31	43	33	43	30	205	206	294	260	172	74	121	65	69	121
TDA-10021	25	36	76	58	44	31	43	33	43	30	221	225	302	287	191	82	145	72	75	139
TDA-10024	25	36	76	58	44	31	43	33	43	30	237	238	325	316	204	95	164	84	88	156
TDA-10025	25	36	76	58	44	31	43	33	43	30	242	249	342	339	230	102	173	91	98	170
TDA-20013	75	72	152	116	88	62	86	67	86	60	251	260	360	374	256	113	195	103	114	191
TDA-20017	75	72	152	116	88	62	86	67	86	60	265	273	382	390	280	128	209	112	132	207
TDA-20021	75	72	152	116	88	62	86	67	86	60	282	297	408	308	312	145	236	138	147	230
TDA-20024	75	72	152	116	88	62	86	67	86	60	305	319	431	321	340	162	251	153	165	243
TDA-20025	75	72	152	116	88	62	86	67	86	60	331	327	453	336	367	179	266	171	180	264
TDA-20028	75	72	152	116	88	62	86	67	86	60	353	341	476	359	381	193	282	186	193	280
TDA-20029	75	72	152	116	88	62	86	67	86	60	371	364	498	378	305	219	308	205	205	301
TDA-20034	75	72	152	116	88	62	86	67	86	60	398	382	521	391	323	242	329	221	221	323
TDA-30013	225	107	225	173	134	93.9	132	99.6	131	88.5	422	510	545	411	355	264	352	246	264	352
TDA-30017	225	107	225	173	134	93.9	132	99.6	131	88.5	447	534	579	433	370	285	367	267	279	374
TDA-30021	225	107	225	173	134	93.9	132	99.6	131	88.5	473	556	602	457	389	302	385	285	285	391
TDA-30024	225	107	225	173	134	93.9	132	99.6	131	88.5	482	572	617	462	396	315	399	292	296	404
TDA-30025	225	107	225	173	134	93.9	132	99.6	131	88.5	492	589	635	480	405	329	413	299	307	417
TDA-30028	225	107	225	173	134	93.9	132	99.6	131	88.5	501	600	654	486	407	336	422	305	317	423
TDA-30029	225	107	225	173	134	93.9	132	99.6	131	88.5	510	610	672	492	410	343	431	310	324	429
TDA-30034	225	107	225	173	134	93.9	132	99.6	131	88.5	523	632	694	511	427	369	457	324	335	441
TDA-30042	225	107	225	173	134	93.9	132	99.6	131	88.5	543	657	718	535	456	391	481	359	362	476
TDA-40013	300	143	301	231	178	125	175	133	174	118	515	632	681	493	421	351	426	321	352	424
TDA-40017	300	143	301	231	178	125	175	133	174	118	545	654	703	528	457	387	457	352	387	457
TDA-40021	300	143	301	231	178	125	175	133	174	118	573	694	729	549	478	401	480	370	401	492
TDA-40024	300	143	301	231	178	125	175	133	174	118	608	734	754	570	499	415	503	388	415	527
TDA-40025	300	143	301	231	178	125	175	133	174	118	631	754	776	591	520	438	526	409	436	558
TDA-40028	300	143	301	231	178	125	175	133	174	118	659	776	795	623	547	461	559	433	462	579
TDA-40029	300	143	301	231	178	125	175	133	174	118	673	792	816	649	574	485	573	457	491	593
TDA-40034	300	143	301	231	178	125	175	133	174	118	698	803	832	673	598	507	591	482	512	617
TDA-40042	300	143	301	231	178	125	175	133	174	118	720	831	857	699	627	529	615	504	536	633

干燥、吸气过滤筒TDA DRY AND SUCTION DEMOUNTABLE DRIER

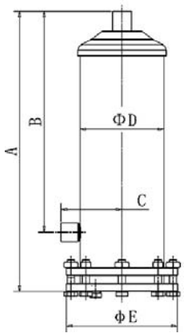

技术参数 Technic Parameter

型 号 TYPE	进出口尺寸 Inlet & Outlet Size	芯体数量 Number of cores	过滤面积 Filtering Area (cm²)	尺寸 Dimensions (mm)				
				A	B	C	D	E
TDA-485	5/8			233	152	78		
TDA-487	7/8			238	157	82		
TDA-489	1-1/8			240	159	84		
TDA-4811	1-3/8			243	162	87		
TDA-4813	1-5/8		420	245	164	88		
TDA-4817	2-1/8			251	170	92		
TDA-4821	2-5/8			268	170	116		
TDA-4824	3			266	168	116		
TDA-4825	3-1/8			263	165	116		
TDA-967	7/8			383	301	82		
TDA-969	1-1/8			385	303	84		
TDA-9611	1-3/8			388	306	87		
TDA-9613	1-5/8		840	390	308	88		
TDA-9617	2-1/8			396	314	92		
TDA-9621	2-5/8			413	315	116		
TDA-9624	3			411	313	116	114	151
TDA-9625	3-1/8			408	310	116		
TDA-1449	1-1/8			521	438	84		
TDA-14411	1-3/8			524	441	87		
TDA-14413	1-5/8			526	443	88		
TDA-14417	2-1/8			532	449	92		
TDA-14421	2-5/8		1260	550	452	116		
TDA-14424	3			548	450	116		
TDA-14425	3-1/8			545	447	116		
TDA-19211	1-3/8			675	595	87		
TDA-19213	1-5/8			677	597	88		
TDA-19217	2-1/8			683	603	92		
TDA-19221	2-5/8		1680	700	602	116		
TDA-19224	3			698	600	116		
TDA-19225	3-1/8			695	594	116		

干燥、吸气过滤筒TDA DRY AND SUCTION DEMOUNTABLE DRIER

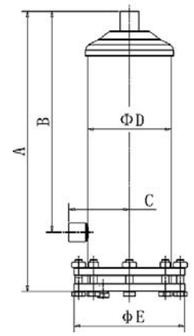



铁杆型
Iron rod type

滤杆型
Filter rod type

技术参数 Technic Parameter

型 号 TYPE	进出口尺寸 Inlet & Outlet Size	芯体数量 Number of cores	过滤面积 Filtering Area (cm²)	尺寸 Dimensions (mm)				
				A	B	C	D	E
TDA-10013	1-5/8			288	180	106		
TDA-10017	2-1/8			295	187	111		
TDA-10021	2-5/8	1	420	303	195	136		
TDA-10024	3			301	188	136		
TDA-10025	3-1/8			300	187	136		
TDA-20013	1-5/8			453	345	106		
TDA-20017	2-1/8			460	352	111		
TDA-20021	2-5/8			468	360	136		
TDA-20024	3			466	353	136		
TDA-20025	3-1/8	2	840	465	352	136		
TDA-20028	3-1/2			464	341	136		
TDA-20029	3-5/8			463	340	136		
TDA-20034	4-1/4			467	344	136		
TDA-30013	1-5/8			612	504	106		
TDA-30017	2-1/8			618	504	111		
TDA-30021	2-5/8			627	519	136	152	200
TDA-30024	3			625	512	136		
TDA-30025	3-1/8	3	1260	624	511	136		
TDA-30028	3-1/2			623	500	136		
TDA-30029	3-5/8			622	499	136		
TDA-30034	4-1/4			626	503	136		
TDA-30042	5-1/4			615	467	136		
TDA-40013	1-5/8			786	678	106		
TDA-40017	2-1/8			792	684	111		
TDA-40021	2-5/8			801	693	136		
TDA-40024	3			799	686	136		
TDA-40025	3-1/8	4	1680	798	685	136		
TDA-40028	3-1/2			797	674	136		
TDA-40029	3-5/8			796	673	136		
TDA-40034	4-1/4			800	677	136		
TDA-40042	5-1/4			789	641	136		

过滤筒说明 NOTES OF DEMOUNTABLE DRIES

TDA-489H TDA-489 TDA-9624 TDA-20028

- 过滤筒后缀带“H”的为铝法兰板、M8不锈钢螺栓，进口端带钢衬套；
- 过滤筒后缀带“N”的进出口为钢接头。
- The part number which with "H" is: Aluminum plate, M8 S/S bolts, Inlet with steel bush.
- The part number which with "N" is: Both inlet & outlet are all steel.

过滤筒法兰密封垫片 Flange gasket for the drier

聚四氟乙烯垫片

无石棉垫片
No asbestos gasket

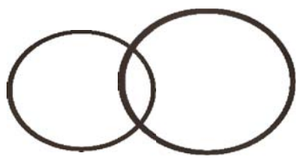

改性聚四氟乙烯垫片

- 常用的过滤筒配套聚四氟乙烯垫片
- Common PTFE gasket

过滤筒挂架TDGJ MOUNTING BRACKET

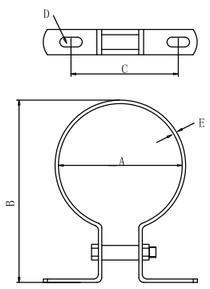

技术参数 Technic Parameter

型号 Type	A(in)	B(in)	C(in)	D(in)	E(in)
TDGJ-114	4.99	6.5	3.75	0.41×0.81 Slot（孔槽）	0.12
TDGJ-152	6.00	7.45	4.00		

注：材质Q235冷轧钢板，壁厚3.0mm
Raw material Q235 Cold drawn steel sheet,thickness 3.0mm

干燥、吸气、油过滤芯 Dry & Suction Filter Core D / H / X / F

简介 Introduction

干燥过滤滤芯适用于HFC, HCFC, CFC以及相应的冷冻油，能用于市面上所有的可拆卸过滤筒。主要包括X型吸气管滤芯和D/H型液管滤芯系列

Filter drier cores are compatible with HFC, HCFC, CFC, as well as with their associated oils and additives, which can be used with all the filter shells that can be found on the market. Mainly including of X suction line filter cores and D/H liquid line block series.

特点 Feature

- 包装前的烘干可以确保完全干燥
- 任何一个方向的流动都能高效过滤
- 密封金属罐包装
- 在特殊的系统环境下也具有去除水分和酸等污染物的能力
- 能保护系统和清洁压缩机

- Oven-dried before packaging in order to be perfectly dried
- Efficient whichever the refrigerant flow direction
- Packaged in sealed metallic cans
- Removal ability for high moisture and acid in special environment
- Can protect the normal system and clean up the compressor

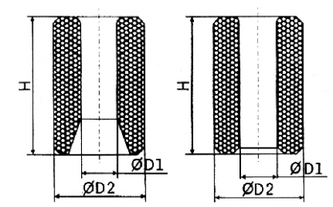

D-48/H-48 H-100
D/H型干燥滤芯 D/H Liquild Line Blocks

技术参数 Technic Parameter

型号 Type	功能 Features	D1(in)	D2(in)	H(in)
D-48	高除酸性 High Acid Removal	1.85	3.78	5.51
H-48	高除酸、除水性 High Acid and Water Removal	1.85	3.78	5.51
H-100	高除酸、除水性 High Acid and Water Removal	2.09	4.8	6.5

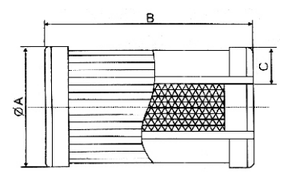

X型吸气滤芯 X Filter Element

F-48 X-48 X-100

技术参数 Technic Parameter

型号 Type	材质 Material	A(in)	B(in)	C(in)
X-48	百褶滤芯 Balayruse Type Core	3.74	5.51	0.79
F-48	不锈钢100目滤网 S/S 100 mesh	3.74	5.51	0.79
X-100	百褶滤芯 Balayruse Type Core	4.69	6.54	1.10
F-100	不锈钢100目滤网 S/S 100 mesh	4.69	6.54	1.10

桶泵过滤器TDZ FLUORINE PUMP FILTER

简介 Introduction

桶泵过滤器安装方便，易于拆解和清洁，它的精心设计提供了最佳的流动工况。它安装在自控装置、泵和压缩机之前，可以减少系统的故障停机和设备磨损。

Fluorine pump filters are carefully designed to give favorable flow conditions. The design makes the filter easy to install, and ensures quick filter inspection and cleaning.
They are used ahead of automatic controls, pumps, compressors etc. for initial plant start-up and where permanent filtration of the refrigerant is required. The filter reduces the risk of undesirable system breakdowns and reduces wear and tear on plant components.

技术数据 Technic Parameter

- 过滤尺寸及选择：过滤网有100μ,150μ,250μ,500μ(150,100,72,38目)四种尺寸
- 适用介质：氨、氟、丙烷、丙烯等
- 介质温度：-50~+150℃
- 最大工作压力：40 bar
- 过滤器壳体材料:特殊耐低温钢，能在低温下运行
- Sizes: filter elements have 4 sizes 100μ, 150μ, 250μ, 500μ (150, 100, 72, 38 mesh)
- Applicable medium: ammonia, fluorine, propane, propylene, etc.
- Applicable temperature: -50~+150℃
- Max.working pressure: 40 bar
- Filter housing material: special low temperature steel, which can operate in low temperature.

特点 Feature

- 过滤网及网板均由不锈钢制成，清洗容易，使用寿命长。
- 过滤器过滤网流通面积大、阻力损失小，使清洗的时间间隔长。
- 过滤网安装、维修方便，无额外密封垫片需要安装。
- 每只过滤器上都清楚地表明了型号、尺寸及工作条件。
- The filter screens are made of stainless steel, easy cleaning, and long service life.
- Large filter flow area, small resistance loss, so that long cleaning interval.
- The filter screens are mounted and serviced easily, no need extra gaskets.
- Each filter housing is clearly marked with type, size and performance range.

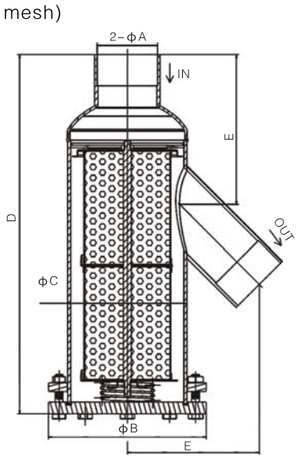

型号Code	公称通径Nominal diameter mm	inch	主要尺寸(mm)Major dimensions ΦA	ΦB	ΦC	D	E
TDZ-50	50	2	60 X 4	185	133	358	140
TDZ-65	65	2 1/2	76 X 4	185	133	358	140
TDZ-80	80	3	89 X 4	260	194	525	225
TDZ-100	100	4	108 X 4.5	260	194	525	225
TDZ-125	125	5	133 X 5	260	194	525	225

双向干燥过滤器TBF BI-FLOW FILTER DRIER



简介 Introduction

在制冷和制热循环系统中制冷剂不致受污染而设计的双向液管用过滤器。它有效防止集结在一个方向的污染物在流向相反时转回来，在机组设计中同时省去了二个外部止回阀和二个单向过滤器，减少了复杂的管路和降低了机组相应的成本。

The Bi-flow filter drier was designed to prevent contamination within refrigeration and air-conditioning systems, regardless of the direction of refrigerant flow. This device can save two external check valves and two normal filter driers, reducing complex lines and cost.

特点 Feature

- 内部的单向阀使流动和过滤在任何一个方向都可进行
- 高吸水性和除酸能力强
- 安装位置不受限制
- 高度耐腐蚀的表面粉末喷漆，可以在所有环境下使用，包括海洋应用
- 最大工作压力：4.7Mpa/680Psig

- Internal check valves can make the flow and filtration in any direction
- High absorbent and acid removable capacity
- No special limit of installation position the liquid line
- Highly corrosion-resistant powder coating finish. Can be used in all environments, including marine applications.
- Maximum working pressure:4.7Mpa/680Psig

双向干燥过滤器TBF BI-FLOW FILTER DRIER



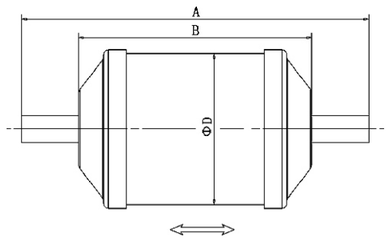

技术参数 Technic Parameter

型 号 Type	连接口（in） Connection port		流体制冷量（KW） Liquid Refrigeration Quantity			A(mm)	B(mm)	D(mm)
	焊接口 Welding Port	螺纹口 Thread Size	R22	R410A	R407C			
TBF-082		1/4	7.0	7.0	7.0	145	98	63.5
TBF-082S	1/4		7.0	7.0	7.0	142		
TBF-083		3/8	15.8	15.8	15.5	155		
TBF-083S	3/8		17.9	17.9	17.6	146		
TBF-084		1/2	22.5	22.5	22.1	163		
TBF-084S	1/2		23.5	23.6	23.2	148		
TBF-085S	5/8		7.0	7.0	7.0	146		
TBF-162		1/4	7.0	7.0	7.0	159	112	76
TBF-162S	1/4		28.5	28.5	27.8	156		
TBF-163		3/8	16.2	16.2	15.8	169		
TBF-163S	3/8		18.3	18.3	17.9	160		
TBF-164		1/2	27.0	27.0	26.7	177		
TBF-164S	1/2		28.5	28.5	27.8	162		
TBF-165		5/8	29.2	29.2	28.5	185		
TBF-165S	5/8		30.6	30.6	29.9	160		
TBF-166		3/4	42	42	42	191		
TBF-166S	3/4		42	42	42	166		
TBF-167S	7/8		42.2	42.2	39.8	172		
TBF-307S	7/8		58	58	7/8	252	192	

颗粒干燥过滤器TDE FILTER DRIER (LOOSE CORE)

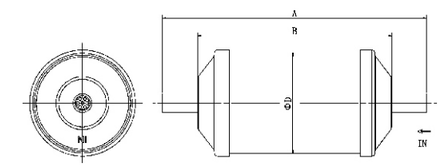

简介 Introduction

在制冷循环系统中进入膨胀阀前的制冷剂必须干净和干燥；否则有脏物会造成膨胀阀堵塞，有水份会引起冰堵。为了避免以上两种现象必须在进入膨胀阀前安装一只干燥过滤器，它过滤了系统在安装过程中进入的铁屑和焊渣等杂质，干燥了系统中存在的水分。TDE液管路干燥过滤器是性能优良优质的干燥过滤器,其最小20微米压缩颗粒的过滤芯保证了过滤性能最优化。

The refrigerant must be clear and dry before entering into the expansion valve in the refrigerating recycle system, otherwise the contaminant will cause jam for expansion valve. And will cause ice jam if have the water. In order to prevent the above two bad results, we need to install an filter drier before the refrigerant enters in to the expansion valve. It filtrate the scrap iron and welding slag. And dry the water in system. The TDE Liquid Line Filter-Drier is a premium compacted bead filter-drier with a fine 20 micron fine outlet pad for maximum fi ltration.

特点 Feature

- 耐冲击的钢结构壳体
- 25μm的过滤网可在最小压降下保持高效过滤
- 高吸水性和除酸能力强
- 高度耐腐蚀的表面粉末喷漆，可以在所有环境下使用，包括海洋应用。
- 最大工作压力：4.7Mpa/680Psig

- Shock resistant steel shell construction
- High dirt retention, down to 25 μm particles, with minimal pressure drop.
- High absorbent and acid removable capacity
- Highly corrosion-resistant powder coating finish. Can be used in all environments,including marine applications.
- Maximum working pressure:4.7Mpa/680Psig

颗粒干燥过滤器TDE FILTER DRIER (LOOSE CORE)

型 号 Type	连接接头（in）Connections		流体制冷量(Kw) Liquid Flow Capacity					外型尺寸(mm)Dimensions		
	焊接口 ODF	螺纹口 SAE	R134a	R22/R410A	R407C	R404A/R507	R502	A	B	D
TDE-052		1/4	9.0	9.8	7.7	6.5	6.3	119	72	63.5
TDE-052S	1/4		13.3	14.4	12.3	9.6	9.4	116		
TDE-053		3/8	21.4	23.3	13.4	15.4	15.1	129		
TDE-053S	3/8		26.5	28.9	16.9	19.1	18.7	120		
TDE-054S	1/2		34	36	23	24	23.5	122		
TDE-082		1/4	11	11.3	106	9.7	9.5	145	98	
TDE-082S	1/4		15.7	16.6	14	13	12.7	142		
TDE-083		3/8	21.8	23.7	15.1	15.7	15.4	155		
TDE-083S	3/8		27.4	29.8	17.2	19.8	19.3	146		
TDE-084		1/2	36.4	39.6	25.0	26.2	25.7	163		
TDE-084S	1/2		38.9	42.4	26.4	28.1	27.5	148		
TDE-085S	5/8		60	67	35	42	41	146		
TDE-162		1/4	18	18	18	17	16	168.5	121.5	
TDE-162S	1/4		22	23	23	15.4	15.6	165.5		
TDE-163		3/8	22.2	24.2	24	16	17	178.5		
TDE-163S	3/8		31.7	34.3	26	25	24	169.5		
TDE-164		1/2	38.5	41.9	27	27.8	27.2	186.5		
TDE-164S	1/2		49.6	54.0	31.6	35.8	35.1	171.5		
TDE-165		5/8	50.5	54.9	36.2	36.4	35.7	194.5		
TDE-165S	5/8		67.2	73.1	37.6	48.5	47.5	169.5		
TDE-166		3/4	60	62	42	42	40	200.5		
TDE-167S	7/8		70.6	76.8	58.0	51.0	49.5	181.5		
TDE-302		1/4	22	22	22	20	20	232	185	76
TDE-303		3/8	24	24	24	22	22	242		
TDE-303S	3/8		33	37	27	25	25	233		
TDE-304		1/2	43.6	47.5	30.2	31.5	30.8	250		
TDE-304S	1/2		54.3	59.1	38.0	39.2	38.4	235		
TDE-305		5/8	55.6	60.5	39.7	40.1	39.3	258		
TDE-305S	5/8		74.0	80.5	46.8	53.4	52.3	233		
TDE-306		3/4	65	67	47	47	51	264		
TDE-306S	3/4		79	85	51	58	57	239		
TDE-307S	7/8		83.4	90.8	62.9	60.2	59.0	245		
TDE-309S	1-1/8		109.1	118.7	73.1	78.7	77.1	245		
TDE-413		3/8	45	45	45	43	41	249	192	89
TDE-414		1/2	50	50	50	48	47	257		
TDE-414S	1/2		58	58	59	52	52	242		
TDE-415		5/8	68.5	74.5	45.0	49.4	48.4	265		
TDE-415S	5/8		78.3	85.2	63.6	56.5	55.3	240		
TDE-416		3/4	81.3	88.5	88.5	60.7	60.2	271		
TDE-416S	3/4		93	101	78	71	60	246		
TDE-417S	7/8		106.5	115.9	75.9	76.9	75.3	252		
TDE-419S	1-1/8		113.8	123.8	103.3	82.1	80.4	252		

块状干燥过滤器TDK LIQUID LINE FILTER DRIER (SOLID CORE)

简介 Introduction

TDK液管用干燥过滤器采用固体实芯设计，利用特殊的混合物干燥剂提供了优良的过滤能力，从而保证制冷系统不受有害液体和固体污染物的污染。

TDK liquid line filter driers are designed with a solid core with a mix of components which provides high filtration capacity. This assures the optimal drying capacity and avoids acid formation in the system.

特点 Feature

- 兼容CFC、HCFC、HFC制冷剂和相应的油
- 高吸水性和除酸能力强
- 高度耐腐蚀的表面粉末喷漆，可以在所有环境下使用，包括海洋应用。
- 40μm的过滤网可在最小压降下保持高效过滤
- 最大工作压力：4.7Mpa/680Psig
- Compatible with all CFC, HCFC and HFC refrigerants and oils
- High absorbent and acid removable capacity
- Highly corrosion-resistant powder coating finish. Can be used in all environments, including marine applications.
- High dirt retention, down to 40 μm particles, with minimal pressure drop.
- Maximum working pressure:4.7Mpa/680Psig



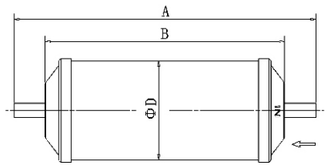



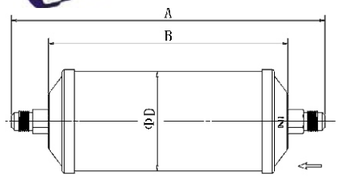

块状干燥过滤器TDK LIQUID LINE FILTER DRIER (SOLID CORE)

型 号 Type	连接接头（in）Connections		流体制冷量(Kw) Liquid Flow Capacity					外型尺寸(mm) Dimensions		
	焊接口 ODF	螺纹口 SAE	R134a	R22/R410A	R407C	R404A/R507	R502	A	B	D
TDK-032		1/4	6.7	7.4	7.2	4.9	4.6	113	66	43
TDK-032S	1/4		8.1	8.7	8.5	6.0	5.6	110		
TDK-033		3/8	9.5	10.2	10.2	7.0	6.7	123		
TDK-033S	3/8		10.5	11.6	11.6	7.7	7.4	114		
TDK-052		1/4	7.3	7.9	7.9	5.3	5.2	119	72	63.5
TDK-052S	1/4		12.8	13.9	13.9	9.2	9.0	116		
TDK-053		3/8	16.2	17.6	17.6	11.7	11.4	129		
TDK-053S	3/8		23.5	25.5	25.5	16.9	16.6	120		
TDK-082		1/4	8.1	8.1	8.1	7.3	7.2	145	98	
TDK-082S	1/4		11.3	11.5	11.5	9.7	9.7	142		
TDK-083		3/8	12.7	12.5	12.1	10	9.8	155		
TDK-083S	3/8		14.5	15.9	15	9.7	9.4	146		
TDK-084		1/2	36	31	42	42	27	163		
TDK-084S	1/2		50.6	55	54	35.4	34	148		
TDK-085S	5/8		55.6	60.1	59.1	40.4	39	146		
TDK-162		1/4	15.3	15.6	15.6	12.7	12.2	159	112	76
TDK-162S	1/4		16.5	17.9	17.6	11.9	11.6	156		
TDK-163		3/8	21.4	23.3	23	15.4	15.1	169		
TDK-163S	3/8		29	31.6	31.6	21	20.5	160		
TDK-164		1/2	42.8	46.5	46.5	30.9	30.2	177		
TDK-164S	1/2		51.3	55.8	55.8	37	36.2	162		
TDK-165		5/8	64.2	69.8	69.4	46.3	45.3	185		
TDK-165S	5/8		66	72.5	72.5	47	46	160		
TDK-166		3/4	65.8	70.9	70.9	46.7	45.8	191		
TDK-166S	3/4		69.5	74.8	74.8	49.1	48.5	166		
TDK-167S	7/8		70.5	76.7	76.7	50.9	49.8	172		
TDK-302		1/4	12.3	12.3	12.3	11	11	232	185	
TDK-303		3/8	14.6	14.6	14.6	12	12	242		
TDK-303S	3/8		35	35	35	27	27	233		
TDK-304		1/2	49	49	49	37	37	250		
TDK-304S	1/2		54	54	54	43	43	235		
TDK-305		5/8	67.6	73.5	72.5	52.5	47.8	258		
TDK-305S	5/8		72.7	79.1	79.1	51	51.4	233		
TDK-306		3/4	70.3	78	78	58	51	264		
TDK-306S	3/4		79	85	85	71.1	57	239		
TDK-307S	7/8		98.4	107	106.2	78.7	69.9	245		
TDK-309S	1-1/8		110.4	118.7	118.7	46.3	77.1	245		
TDK-413		3/8	27	27	27	21	21	249	192	89
TDK-413S	3/8		42	42	42	36	36	240		
TDK-414		1/2	51	51	51	43	43	257		
TDK-414S	1/2		62	62	62	52	52	242		
TDK-415		5/8	69.7	69.7	69.7	56	56	265		
TDK-415S	5/8		74	74	74	63	63	240		
TDK-416		3/4	81.3	88.5	88.5	68.5	60.2	271		
TDK-416S	3/4		98.6	100	100	71	68	246		
TDK-417S	7/8		100.5	109.4	72.5	80.5	57.5	252		
TDK-419S	1-1/8		111.6	121.4	121		78.8	252		

干燥过滤器TEM/TEC LIQUID LINE FILTER DRIER

简介 Introduction

液管用干燥过滤器保护制冷和空调系统使其不含水分、酸和固体杂质。所有干燥过滤器都是固体的芯体，TEM型的芯体组分是100%分子筛，而TEC型由80%分子筛和20%活性铝组成。

TEM/TEC liquid line filter driers protect refrigeration and air conditioning systems from moisture, acids and solid particles. The TEM/TEC filter driers are designed with a solid core. TEM is with 100% molecular sieve, and TEC is with 80% molecular sieve and 20% activated alumina.

特点 Feature

- 固体滤芯颗粒粘结在一起，不会相互移动，避免了粉末的产生;
- 有钎焊,喇叭口等连接方式可选；
- 25μm的过滤网可在最小压降下保持高效过滤;
- 耐腐蚀的表面粉末喷漆，可以使用在各种环境，包括船舶应用场合;
- TEM型过滤器设计用于需要高的吸水能力的应用场合，不含活性铝，油的添加剂将不会被消耗;
- TEC型干燥器特别适用于运行在高冷凝温度和需要高干燥能力的系统中。
- Solid core can avoid having dust.
- Has soldering and flaring connection for choosing.
- High dirt retention, down to 25μm particles, with minimal pressure drop.
- Highly corrosion-resistant powder coating finish. Can be used in all environments, including marine application.
- TEM filter drier was designed for the high water absorbent capacity application. Without activated alumina, so that the oil will not be used up.
- TEC filter drier is suitable for the system which operating in the high condensation temperature and high dry capacity.

选型 Specification

TEM相对应Danfoss DML；TEC相对应 Danfoss DCL。 TEM is Same to Danfoss DML; TEC is Same to Danfoss DCL.

介质类型 Media Type			TEC		TEM	
制冷剂 Refrigerant	HFC		可以使用	Yes	建议使用	Suggest
	HCFC		建议使用	Suggest	可以使用	Yes
	CFC		建议使用	Suggest	不建议使用	Not Suggest
油Oil	矿物油或AB	Mineral Oil or AB	建议使用	Suggest	可以使用	Yes
	纯净的POE或PAG	POE or PAG	可以使用	Yes	建议使用	Suggest
	有添加剂的POE或PAG	POE or PAG with Additive	不建议使用	Not Suggest	建议使用	Suggest

- 对于CFC系统，建议使用TEC干燥过滤器。在这些系统中，可能需要使用具有吸酸性能的干燥过滤器；
- For CFC system, we suggest to use TEC filter drier, This system needs filter drier which with acid absorkent capacity.
- 对于系统中的油含有添加剂时，不建议使用含有活性铝的干燥过滤器。
- If the oil has additive in the system, We donot suggest to use filter drier that with activated alumina.

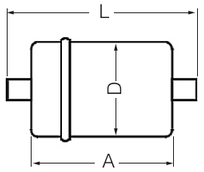

TEM/TEC-03

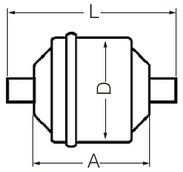

TEM/TEC-05

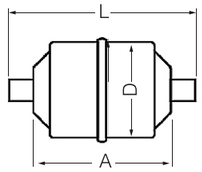

TEM/TEC-08,16

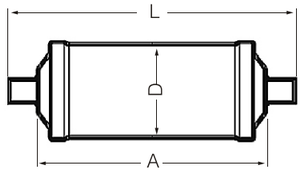

TEM/TEC-30,41

干燥过滤器TEM/TEC LIQUID LINE FILTER DRIER

型 号 Type	连接接头（in）Connections		流体制冷量(Kw) Liquid Flow Capacity			外型尺寸（mm）Dimensions			最大工作压力 Max. Operating Pressure PB (bar)
	焊接口 ODF	螺纹口 SAE	R134a	R404A/R507	R22/R407C/R410A	A	D	L	
TEM/TEC-032		1/4	7	5	7	66	43	113	46
TEM/TEC-032S	1/4		7	5	7			110	46
TEM/TEC-033		3/8	17	13	19			123	46
TEM/TEC-033S	3/8		17	13	19			114	46
TEM/TEC-052		1/4	7	5	8	75	54	122	46
TEM/TEC-052S	1/4		7	5	8			119	46
TEM/TEC-053		3/8	18	14	19			132	46
TEM/TEC-053S	3/8		18	14	19			123	46
TEM/TEC-082		1/4	7	5	8	101		148	46
TEM/TEC-082S	1/4		7	5	8			145	46
TEM/TEC-083		3/8	19	14	21			158	46
TEM/TEC-083S	3/8		19	14	21			149	46
TEM/TEC-084		1/2	26	20	29			166	46
TEM/TEC-084S	1/2		26	20	29			151	46
TEM/TEC-085		5/8	42	31	46			174	46
TEM/TEC-085S	5/8		42	31	46			149	46
TEM/TEC-162		1/4	7	5	8	110	76	157	46
TEM/TEC-162S	1/4		7	5	8			154	46
TEM/TEC-163		3/8	22	16	24			167	46
TEM/TEC-163S	3/8		22	16	24			158	46
TEM/TEC-164		1/2	30	22	33			175	46
TEM/TEC-164S	1/2		30	22	33			160	46
TEM/TEC-165		5/8	43	30	47			183	46
TEM/TEC-165S	5/8		43	30	47			158	46
TEM/TEC-166		3/4	44	31	48			189	35
TEM/TEC-166S	3/4		44	31	48			164	35
TEM/TEC-167S	7/8		44	31	48			170	35
TEM/TEC-303		3/8	21	15	23	186		243	46
TEM/TEC-303S	3/8		21	15	23			234	46
TEM/TEC-304		1/2	31	22	34			251	46
TEM/TEC-304S	1/2		31	22	34			236	46
TEM/TEC-305		5/8	45	33	49			259	46
TEM/TEC-305S	5/8		45	33	49			234	46
TEM/TEC-306		3/4	62	45	68			265	35
TEM/TEC-306S	3/4		62	45	68			240	35
TEM/TEC-307S	7/8		62	45	68			246	35
TEM/TEC-309S	1-1/8		62	45	68			246	30
TEM/TEC-413		3/8	25	18	17	187	89	244	46
TEM/TEC-414		1/2	32	23	35			252	46
TEM/TEC-414S	1/2		32	23	35			237	46
TEM/TEC-415		5/8	53	37	58			260	46
TEM/TEC-415S	5/8		53	37	58			235	46
TEM/TEC-417S	7/8		91	65	99			247	35
TEM/TEC-419S	1-1/8		99	71	110			247	30

注：制冷量是给定工况：蒸发温度te=-15℃，液体温度tc=30℃，压力降△P=0.07bar
Indication: Refrigerant quantity capacity: evaporating temperature=-15℃, liquid temperature=30℃， drop pressure △P=0.07bar .

烧毁干燥过滤器TDEK BURN-OUT FILTER DRIER

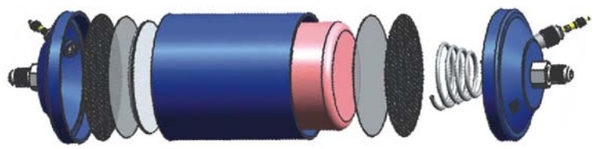

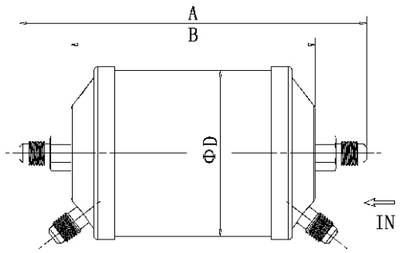

简介 Introduction

烧毁干燥过滤器用于氟化物制冷剂的制冷或空调系统的吸气管路上，过滤器的固体干燥芯由48%的活性铝和47%分子筛、5%活性炭组成，能有效吸收系统内的酸和水分，用来吸收压缩机电机烧毁后所产生的有害物质,来保证整个制冷或空调系统免受损害。两端两个压力表接口便于测量干燥过滤器两端的压差。

Burn out filter drier is used on the suction pipeline of refrigeration and air-conditioning. The core inside is 48% alumina, 47% molecule and 5% carbon. It can absorb the acid and water in the system very efficiency and also can absorb injurant that burnt by the compressor. It can guarantee the whole refrigeration and air-conditioning system not be broken. The two sides of the pressure gauge can test the pressure difference of filter drier.

特点 Feature

- 具有两个接入孔便于压力数据读取
- 40μm的过滤网可在最小压降下保持高效过滤
- 高吸水性和除酸能力强
- 高度耐腐蚀的表面粉末喷漆，可以在所有环境下使用，包括海洋应用。
- 最大工作压力：4.7Mpa/680Psig
- Dual access valves for easy pressure readings
- High dirt retention, down to 40 μm particles, with minimal pressure drop.
- High absorbent and acid removable capacity
- Highly corrosion-resistant powder coating finish. Can be used in all environments, including marine applications.
- Maximum working pressure:4.7Mpa/680Psig

烧毁干燥过滤器TDEK BURN-OUT FILTER DRIER

型 号 Type	连接接头（in）Connections		流体制冷量(KW) Liquid Flow Capacity			外型尺寸(mm)Dimensions		
	焊接口 ODF	螺纹口 SAE	R407C/R22	R134a	R404A	A	B	D
TDEK-052		1/4	5	3.3	3.3	119	72	63.5
TDEK-052S	1/4		5	3.3	3.3	116		
TDEK-053		3/8	5	3.3	3.3	129		
TDEK-053S	3/8		5	3.3	3.3	120		
TDEK-082		1/4	6	3.5	4	145	98	
TDEK-082S	1/4		6	3.5	4	142		
TDEK-083		3/8	6	3.5	4.5	155		
TDEK-083S	3/8		6	3.5	4.5	146		
TDEK-084		1/2	10	5.5	8	163		
TDEK-084S	1/2		10	5.5	8	148		
TDEK-085S	5/8		15	7	10	146		
TDEK-162		1/4	10.5	5	7.5	159	112	76
TDEK-162S	1/4		10.5	5	7.5	156		
TDEK-163		3/8	13	5.5	8	169		
TDEK-163S	3/8		13	5.5	8	160		
TDEK-164		1/2	15	6	8.5	177		
TDEK-164S	1/2		15	6	8.5	162		
TDEK-165		5/8	20	9.5	13	185		
TDEK-165S	5/8		20	9.5	13	160		
TDEK-166		3/4	17	10	12	191		
TDEK-166S	3/4		22	12	15	166		
TDEK-167S	7/8		24	13	17	172		
TDEK-302		1/4	14.5	7	9	232	185	
TDEK-303		3/8	14.5	7	9	242		
TDEK-303S	3/8		16	8.5	11	233		
TDEK-304		1/2	17	10	15	250		
TDEK-304S	1/2		17	10	15	235		
TDEK-305		5/8	18	12.5	15	258		
TDEK-305S	5/8		18	12.5	15	233		
TDEK-306		3/4	22	14	19	264		
TDEK-306S	3/4		22	14	19	239		
TDEK-307S	7/8		26	16	22	245		
TDEK-309S	1-1/8		31	20	27	245		
TDEK-413		3/8	19	14	17	249	192	89
TDEK-413S	3/8		19	14	17	240		
TDEK-414		1/2	25	14.5	23	257		
TDEK-414S	1/2		25	14.5	23	242		
TDEK-415		5/8	26.5	16	24.5	265		
TDEK-415S	5/8		26.5	16	24.5	240		
TDEK-416		3/4	29.5	17.5	25	271		
TDEK-416S	3/4		29.5	17.5	25	246		
TDEK-417S	7/8		30	18	25	252		
TDEK-419S	1-1/8		32	21	27	252		

吸气过滤器TDF SUCTION FILTER

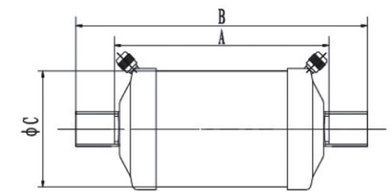

简介 Introduction

吸气过滤器用于保护压缩机，防止杂质经由吸气管进入压缩机而造成压缩机损坏。

Suction Line Filter is a specifically designed filter to protect the compressor from dirt and all solid contaminants.

特点 Feature

- 进出口均带有针阀，便于检测压力
- 铜管连接
- 最短的安装长度以适应紧凑的地方
- 低压降——最大的有效过滤面积
- 两个检修阀，简化压降测量
- 外涂层为抗腐蚀的环氧粉末喷漆
- 过滤精度为40微米
- 最高运行压力：34.5 bar

- Dual access valves for easy pressure readings
- Solid copper connections
- The min installing length to fit for the compact place
- Low pressure drop——The largest effective filter area
- 2 service valves to simplify the pressure drop measurements
- Corrosion resistant epoxy powder paint finish
- Filtration: 40 microns
- Maximum working pressure: 34.5 bar

技术参数 Technic Parameter

型 号 Type	接口尺寸Connection size		A(mm)	B(mm)	C(mm)
	英寸(inch)	毫米(mm)			
TDF-283T	3/8	9.6	111.8	142.0	88.9
TDF-284T	1/2	12.8	112.5	144.5	88.9
TDF-285T	5/8	16.0	125.0	162.1	88.9
TDF-286T	3/4	19.2	157.0	196.9	88.9
TDF-287T	7/8	22.4	158.0	199.9	88.9
TDF-289T	1 1/8	28.8	167.6	209.6	88.9
TDF-2811T	1 3/8	35.0	224.5	274.6	88.9
TDF-2813T	1 5/8	42.0	215.9	266.7	88.9

吸气过滤器TSF SUCTION FILTER

简介 Introduction

制冷剂按过滤器箭头所指示的方向流动时，旁通溢流阀起作用。如果流过元件时产生过大的压力降，则旁通溢流阀稍微开启，以保持足够的气流并使全封闭压缩机的马达得到适当的冷却。当吸气过滤器安装方向与箭头所指示的方向相反时，旁通溢流阀不起作用，不管压力降多高它都不会开启，这时需接一只检修阀，以便测量经过滤芯到压缩机吸气辅助阀之间的压力降。如果吸气过滤器的旁通溢流阀不起作用，就可用此检修阀作压力测量。

By-pass valve will work while the refrigerant is flowing according to the arrow on the TSF suction filter. If there is too much pressure drop, the pass-by valve will open a little to keep the enough current and will make the compressor motor get the proper cooling. The pass-by valve will not work if make the wrong installation of the suction filter. It will not open even the pressure drop is very high. In this situation, it will need an access valve to check the pressure drop that pass by the core to the compressor suction valve. If the pass-by valve on the suction filter is not working, we can use access valve to check the pressure.

特点 Feature

- 两个检修阀便于压力数据读取
- 坚固的铜管接口
- 耐腐蚀环氧树脂静电喷漆
- 过滤精度：40微米
- 最大工作压力：3.5Mpa
- Dual access valves for easy pressure readings
- Solid copper connections
- Corrosion resistant epoxy powder paint finish
- Filtration: 40 microns
- Maximum working pressure: 3.5Mpa



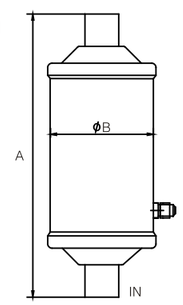

技术参数 Technic Parameter

型号 Type	接口尺寸（in）Connection Size	过滤表面积（in）^{2} Filter area	外形尺寸 Form size	
			A(mm)	B(mm)
TSF-285-T	5/8ODF	28	210	76
TSF-286-T	3/4ODF		224	
TSF-287-T	7/8ODF		230	
TSF-289-T	1-1/8ODF		244	
TSF-489-T	1-1/8ODF	48	314	
TSF-4811-T	1-3/8ODF		333	
TSF-4813-T	1-5/8ODF		341	

紫铜干燥过滤器TCF COPPER FILTER DRIER

简介 Introduction

铜干燥过滤器使用于小型制冷系统管路中，如冰箱，空调等，能够吸收系统中的水分和酸性有害物质，并过滤杂质，避免系统堵塞。

The copper filter drier is suitable for small refrigeration systems, like refrigerators and air conditioners, it’s designed to absorb moisture and acid from refrigerant to prevent the system from clogging.

通用规格 Application

- 适用所有常用的HCFC,HFC 和CFC制冷剂及相应的冷冻油。
- 最高工作压力：4.2MPa
- 安装位置：-液管 -液体流向如箭头所示
- Compatible with HCFC, HFC and CFC, as well as with their associated oils and additives
- Max. Working pressure: 4.2MPa
- Installation site: - Liquid line - Liquid flow is as per the arrow

技术参数 Technic Parameter

产品系列 Series	分子筛型号 Desiccant	重量(g) Weight	尺寸 Dimension		连接管Tube connection				制冷剂 Refrigerant
			总长 Tube total length (mm)	直径 Dia (mm)	入口接管 Inlet ϕd1 (mm)	入口接管 Inlet ϕd1 类型 Type	出口接管 Outlet ϕd2 (mm)	出口接管 Outlet ϕd2 类型 Type	
TCF15	XH-11	15	135	17.5	6.35	ODF	6.35	ODF	R134a,R404A,R407C,R410A, R507C,R600a,R22
TCF20	XH-11	20	127	25.4	6.35	ODF	6.35	ODM	R134a,R404A,R407C,R410A, R507C,R600a,R22
TCF30	XH-9	30	155	23.6	9.52	ODF	9.52	ODM	R134a,R600a,R22

HCR

Filter Drier Series 过滤器系列

紫铜过滤器TCS COPPER STRAINER



紫铜过滤器用于过滤制冷剂中的细小微粒防止系统堵塞。

Designed to trap particulates in the refrigerant to prevent the system from clogging.

特点 Feature

- 适用于所有CFC,HCFC 和 HFC 制冷剂及油
- 最大工作压力：700 psig, 48 bar
- 爆破压力：2500 psi
- 工作温度：-40~ +149℃
- Compatible with all CFC, HCFC and HFC refrigerants and oils
- Max working pressure: 700 psig, 48 bar
- Burst pressure: 2500 psi
- Working temperature : -40~ +149℃

技术参数 Specifications

- 出口：可选1, 2, 3 或 4 个
- 进口尺寸：1/4” 到 7/8”
- 筛网：不锈钢 80 目 / 100目 / 120目 / 200目
- 铜管外径：16mm,19mm,25mm,35mm,48mm,54mm
- Outlet is available in either 1, 2, 3 or 4 Outlets
- Inlet: 1/4” to 7/8”
- Screen: Stainless Steel 80 Mesh / 100 Mesh / 120 Mesh / 200 Mesh
- Copper OD: 16mm,19mm,25mm,35mm,48mm,54mm

油路控制管理系统

OIL MANAGEMENT SYSTEM

油路控制管理系统 OIL MANAGEMENT SYSTEM

油路控制管理系统的组成 Oil Management System Components

系统由下面的配件组成：

- 油分离器
- 储油器
- 油位控制器
- 油压差单向阀
- 油过滤器

Equipment List For Oil management System:

- Oil Separator
- Oil Reservoir
- Oil Level Regulator
- Oil Differential Check Valve
- Oil Filter

油路控制管理系统的作用 The Function of Oil Management System

适当的油路管理系统可确保压缩机的润滑及有效的制冷。相对于因不正确的润滑而更换价格昂贵的压缩机而言，油路控制管理系统是一种价格相对低廉但有效、合理的选择。系统中过量的油会导致其回流进入压缩机。在此种情况下油对压缩机的损害等同于液态制冷剂对其的损害。在正确选择并合理使用的前提下，使用者能通过油路控制管理系统有效地控制机组压缩机的油量，免除因油量过多或过少而造成的不必要的损失，使压缩机保持长期正常运转，而无后顾之忧。而油路系统本身只需要很少甚至完全不需要维护。

将油从压缩气体中有效分离出去会大大提高制冷机组的工作效率。油存在于制冷或空调机组系统中会造成如下情况：1、因油附着于冷凝器及蒸发器管壁上而阻碍热交换的效率。2、改变制冷剂量致使系统内部质量流量上升。

A proper oil management system is essential to ensure compressor lubrication and energy efficient cooling. An oil management system is a cost effective alternative to replacing expensive compressors due to incorrect lubrication. If selected and installed correctly, an oil management system will give years of trouble free operation, protecting the compressors from both low and excess oil levels, with little or no maintenance. Excessive oil within the system can lead to a slug of oil returning to the compressor. A slug of oil can be same damaging to a compressor as a slug of liquid refrigerant.

By removing oil from the discharge gas, the system efficiency is increased. Oil in a refrigeration or air conditioning system reduces the efficiency of the system by:

1.A reduction in heat transfer due to oil coating of the condenser and evaporator walls.

2.Displacing refrigerant volume resulting in an increase in system mass flow.

油路控制管理系统图 Oil Management System Chart

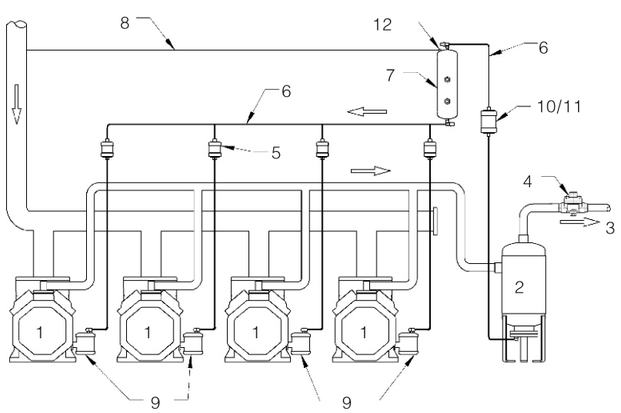

1. 压缩机	Compressor
2. 油分离器	Oil Separator
3. 至冷凝器	To Condenser
4. 活塞式单向阀	Plunger Check Valve
5. 油过滤器	Oil Filter
6. 回油管路	Oil Return Pipe
7. 储油器	Oil Reservoir
8. 排气管路	Exhaust Pipe
9. 油位控制器	Oil Level Regulator
10/11. 油过滤器/干燥过滤器	Oil Filter/Filter Drier
12. 油压差止回阀	Oil Differential Valve

可调式油位控制器TDAOL ADJUSTABLE OIL LEVEL REGULATOR

简介 Introduction

缩机曲轴箱内的油位维持在1/4英寸的观察镜与1/2英寸的观察镜之间的任何油位。TDAOL-2-5可调式油位控制器在5磅/平方英寸与90磅/平方英寸之间的任何压差都能维持着油位。如果曲轴箱内的油位过高或过低，可以通过旋转调整器顶部的可调螺钉来调节油位。此操作可以在系统运行时进行。我们所特有的设计避免了为调节调整器而关闭系统并断开供油管道的状况。

The ID•R TDAOL-2-5 adjustable oil level regulator allows the oil level in the compressor crankcase to be maintained at any level between 1/4" and 1/2" sight glass. The TDAOL-2-5 maintains the level at any pressure differential between 5 and 90 psi. If the oil level in the crankcase is too high or too low, the level can be adjusted by turning the adjustment screw on top of the regulator. This can be done while the system is in operation. TEIDAR exclusive design eliminates the need of shutting down the system and disconnecting the oil feed lines in order to adjust the regulator.

TDAOL-2-5

特点 Feature

在可调式油位控制器的侧面有一个喇叭口的均衡管接头；它将若干个曲轴箱相互连接，使得包括正在运行的压缩机在内的所有曲轴箱内维持着相同的压力。这样可以防止正在运行的压缩机将油从空载的压缩机中吸出。

为了均衡两个以上的油位可调式油位控制器，这些压缩机必须具有共同的吸人管（相同的吸入压力）；并且被调节至相同的油位。

3/8英寸喇叭口的均衡管接头处在观察镜的半油位。它能帮助防止可调式油位控制器的过量装填（这个过量装填是由于油往下经吸入管回流至一个空载的压缩机而引起的）。假如可调式油位控制器已被填至观察镜的一半；油将被均衡管接头吸取并送至正在运行的压缩机曲轴箱。当不再需要均衡时，均衡管接头可以被去除。这不会影响可调式油位控制器的功能。

These regulators feature a 3/8" SAE equalization connection on the side of the adjustable oil level regulator that allows the crankcases to be interconnected. This maintains the same pressure in all of the crankcases including any compressor that is running. This prevents running compressor(s) from siphoning the oil out of the idle compressor(s).

In order for 2 or more adjustable oil level regulators to be equalized, the compressors must have a common suction line (same suction pressure) and be adjusted to the same oil level.

The 3/8" SAE equalization connection is at the half sight glass level. It helps prevent over filling of the regulators caused by oil returning down the suction line to an idle compressor. If a regulator fills up to a half sight glass, the oil will be picked up by the equalization connection and sent to the running compressor crankcase. The equalization connection may be sealed off, if equalization is not desired. It will not affect the function of the regulator.

可调式油位控制器TDAOL ADJUSTABLE OIL LEVEL REGULATOR

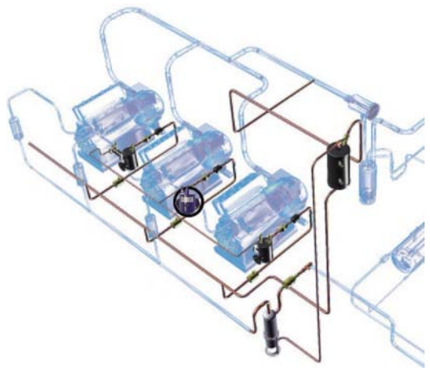

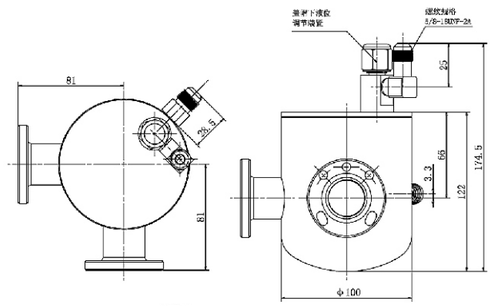

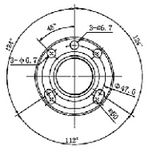

型 号 TYPE	视镜油位 Oil Level in Sight Galss	均衡/平衡口 Equalization Connection	适配R717及HP Suitable With R717 & HP	压差 Differential Pressure	最大工作压力 Max. Working Pressure	接口尺寸 Connection Size
TDAOL-2-5	1/4至5/8可调式 1/4 to 5/8 Adjustable	否/No	否/No	0.35-6.2Bar	31Bar	7螺栓孔 7 Bolts
TDAOL-2-5E	1/4至5/8可调式 1/4 to 5/8 Adjustable	是/Yes	否/No	0.35-6.2Bar	31Bar	7螺栓孔 7 Bolts

- 带“E”为有3/8 SAE 平衡接口
- The part no. with "E" has 3/8" SAE equalization connection.

固定式油位控制器TDFOL FIXED OIL LEVEL REGULATOR

TDAOL-2-5

简介 Introduction

TDFOL-2油位控制器以一个浮动操作的阀门控制着压缩机曲轴箱内的油位。油位控制器的油位设定是1/2视镜位置，如果低于这位置，里面的浮动操作的阀门自动开启从储油器里供油，油位到达油位控器设定位置时，阀门自动关闭供油，这样保护了压缩机不缺油而能正常运行。

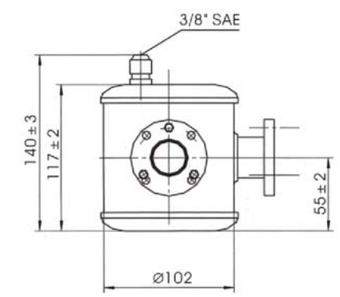

The TDFOL-2 oil level regulator controls the oil level in the compressor crankcase with a float operated valve. The regulator maintains the oil level in the compressor crankcase at 1/2" sight glass. If lower than this level, the float operated valve will open and fill the oil from oil reservoir automaticly. If it's in the right oil level, the valve will close and stop filling oil. It can prevent the compressor running correctly.

螺旋式油分离器TDW HELICAL OIL SEPARATOR

特点 Feature

离心流动的路径以低压降取得大约为99%的油分离效率。独立实验室的试验发现只有（按容积）0.006%的油在离开螺旋形油分离器之后被排放到系统中。

螺旋式油分离器帮助降低由压缩机产生的震动和噪音。

在压缩机并联机组有能量卸载或变化时，由于TEIDAR螺旋式油分离器的独特的螺旋导向板的设计大大提高接触面积，仍然能保持高效的分油作用。

The helical oil separator features a centrifugal flow path achieving approximately 99% efficiency of oil separation with low pressure drop. Testing by an independent laboratory found that only 0.006% oil by volume was being discharged into the system after leaving a helical oil separator.

helical oil separator can help to reduce the vibration and noise that caused by compressor.

While the parallel compressor system in unloading energy or changing, it still can keep the high oil separation efficiency, because of special design by TEIDAR for the helical flighting.

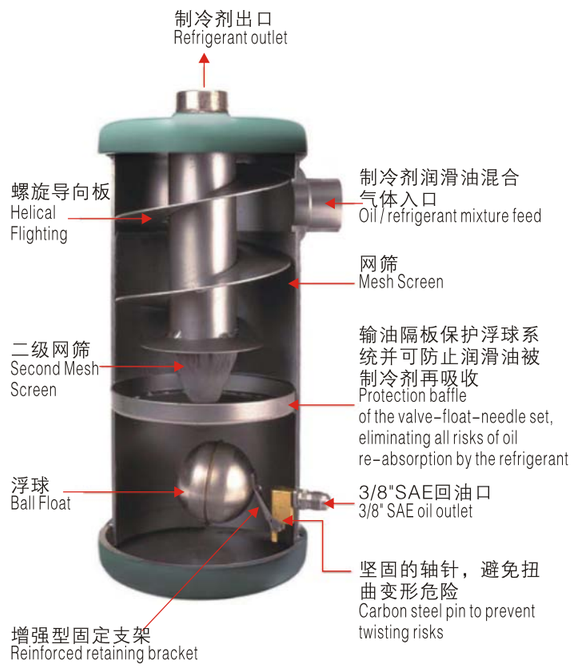

安装应用 Installation Application

在安装油分离器之前，应该对它进行初始充油。被充的油应保持在油分离器的贮油槽之上。

小心：油的预充很重要。如果未能对分离器的贮油槽进行预充，就可能导致对回油浮动装置的损坏。使用与压缩机曲轴箱内的油相同类型的油。油分离器应该被合理地安装在靠近压缩机和冷凝器之间的排出管路内的压缩机之处。

注意：为了防止制冷剂在油分离器内在系统的停止运转期间冷凝，我们建议：在冷凝器与油分离器出口管接头之间安装一个止回阀，并正确合理地布置管路。油分离器必须被牢固地安装在一个垂直的位置。必须要有一根管路从回油管件（3/8英寸的喇叭口）至压缩机的曲轴箱或（如果使用一个油控制系统的话）储油器。

Before install the oil separator, oil pre-charge is required. The charging oil should be kept on above of the oil tank.

Notes:

To pre-charge the oil is very important, this can avoid damaging the needle valve. And the oil we charged must same as the oil in the crankcase. The oil separator should be installed on the outlet line which between the compressor and condenser.

A check valve should be located downstream of the outlet connection. This check valve is to prevent liquid refrigerant migrating from the condenser, and with properly pipe disposed. The oil separator must be installed vertically. Proper piping practice should be adopted to prevent excessive loads or vibration at the inlet and outlet connections.

螺旋式油分离器TDW HELICAL OIL SEPARATOR

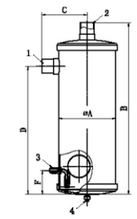

Fig.1

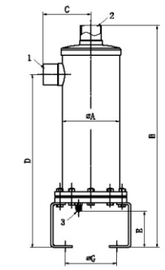

Fig.2

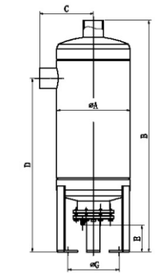

Fig.3

1. 进口
2. 出口
3. 3/8SAE回油孔
4. M10螺栓和螺帽

1.Inlet
2.Outlet
3.Oil return:3/8 SAE Flare
4.M10 Bolt & Nut

型号 TYPE	连接尺寸 Connection Size (Inch)	外形尺寸 Dimensions(mm)							参考图 Drawing reference	预充量 Pre-charge qty(l)
		ϕA	B	C	D	E	F	ϕG		
TDW-0404	1/2 ODS	102	359	83	276	/	60	/	fig.1	0.4
TDW-0405	5/8 ODS	102	377	83	293	/	60	/	fig.1	0.4
TDW-0407	7/8 ODS	102	434	91	336	/	60	/	fig.1	0.4
TDW-0409	1-1/8 ODS	102	481	91	383	/	60	/	fig.1	0.4
TDW-0611	1-3/8 ODS	159	476	126.5	355	/	66	/	fig.1	1.0
TDW-0613	1-5/8 ODS	159	476	126.5	355	/	66	/	fig.1	1.0
TDW-0617	2-1/8 ODS	159	482	133.5	345	/	66	/	fig.1	1.0
TDW-0611H	1-3/8 ODS	159	611	126.5	490	100	/	153.5	fig.2	1.0
TDW-0613H	1-5/8 ODS	159	611	126.5	490	100	/	153.5	fig.2	1.0
TDW-0617H	2-1/8 ODS	159	617	133.5	480	100	/	153.5	fig.2	1.0
TDW-0813H	1-5/8 ODS	219	671	156.5	493	100	/	166	fig.3	0.7
TDW-0817H	2-1/8 ODS	219	678	163.5	493	100	/	166	fig.3	0.7
TDW-1021H	2-5/8 ODS	273	858	199.5	644	100	/	220	fig.3	0.7
TDW-1225H	3-1/8 ODS	325	900	225.5	661	100	/	270	fig.3	0.7

型 号 TYPE	制冷量(Kw) Capacity in kw of refrigeration at nominal evaporator temperature						最大排放量 Maximum discharge volume (m3/hr)
	R404A/507		R22		R717		
	-40℃	5℃	-40℃	5℃	-40℃	5℃	
TDW-0404	5.3	7	5.3	7	N/A	N/A	2.6
TDW-0405	14.1	19.4	15.8	19.4	N/A	N/A	6.8
TDW-0407	23	30	24.6	28.2	N/A	N/A	10.2
TDW-0409	29.8	38.7	31.7	37	N/A	N/A	13.6
TDW-0611	42.2	52.8	44.8	49.3	59.8(note 1)	63.3(note 1)	18.7
TDW-0613	52.5	66	56	62	77(note 1)	80(note 1)	23.6
TDW-0617	84.3	108	87	105	120(note 1)	127(note 1)	37.4
TDW-0611H	42.2	52.8	44.8	49.3	59.8(note 1)	63.3(note 1)	18.7
TDW-0613H	52.5	66	56	62	77(note 1)	80(note 1)	23.6
TDW-0617H	84.3	108	87	105	120(note 1)	127(note 1)	37.4
TDW-0813H	84.4	109	88	106	120(note 1)	127(note 1)	37.4
TDW-0817H	109	144	123	137	N/A	N/A	49.3
TDW-1021H	225	292	250	281	N/A	N/A	102
TDW-1225H	352	461	394	447	N/A	N/A	159.8

备注：所有数据是关于38° C冷凝温度，18° C吸气温度。接口尺寸和压缩机的排气阀一样。

Notes：All data is for a 38° C condensing temperature,18° C suction temperature and a connection size the same as the compressor discharge valve

储油式油分离器 OIL STORAGE SEPARATOR

简介 Introduction

TDW系列储油式油分离器应用于并联式螺杆压缩机组。利用离心式分离油的原理在引起最小压降下达到非常好的分油效果。它可以将分离出来的油储存在下部的储油段内，依靠压差通过电子油位控制器将油直接输送到每一台压缩机曲轴箱。

TDW series oil storage separator is used on parallel screw compressor. It can achieve very good oil separation purpose in the lowest pressuree drop. It can store the separated oil in the bottom of the vessel. And will send the oil to each compressor crankcase by the electronic oil level regulator relyed with pressure differential.

特点 Feature

- 内置储油罐，无需另外接储油器，大大节省工时及材料，同时减少泄露的可能
- 帮助降低由压缩机产生的震动和噪音，节省空间
- 需使用高压回油电子油位控制器，无需再加装油路止逆阀
- 最大运行压力为3.0Mpa
- 高效的离心分油方式
- 产品兼容HFC, HCFC, CFC及相应的油
- 工作温度范围：-40℃ ~ 120℃
- Integrated oil reservoir,Which will save a lot of time and material, also reduce the leaking problem.
- Help to reduce the vibration and noise that caused by compressor.
- Need to add the electronic oil level regulator to replace of the valves.
- Max. working pressure: 3.0MPa.
- Good efficiency oil separation.
- Compatible with all CFC, HCFC and HFC refrigerants and oils.
- Working temperature range: -40℃ ~ 120℃

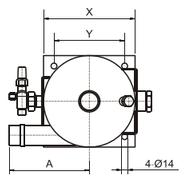

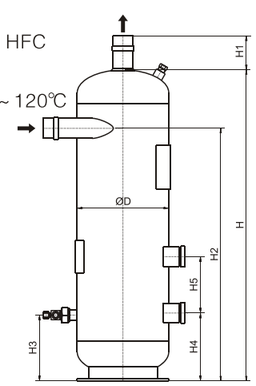

型号 Type	接口尺寸 JointSize (Inch)	ΦD (mm)	H (mm)	H1 (mm)	H2 (mm)	H3 (mm)	H4 (mm)	H5 (mm)	A (mm)	X (mm)	Y (mm)	出油口 Oil Outlet (SAE)	V1 油容积 Oil Volume (l)	V2 油容积 Oil Volume (l)	总容积 Total Voiume (l)
TDW-0813L	1-5/8"	219	744	82	604	157	162	135	191	219	165	3/8"	4.4	9.0	24
TDW-1017L	2-1/8"	273	850	87	691	169	189	150	223	273	227	1/2"	8.1	16.0	42
TDW-1221L	2-5/8"	325	950	95	750	184	204	150	258	325	280	1/2"	12.0	23.0	66
TDW-1425L	3-1/8"	377	1034	110	823	215	234	150	280	377	320	5/8"	18.5	34.0	97
TDW-1629L	3-5/8"	412	1135	100	903	209	229	150	318	412	336	5/8"	22.0	41.0	131

离心式高效油分离器TDW OIL CENTRIFUGAL SEPARATOR

简介 Introduction

油分几乎能分离所有从压缩机排气口被制冷剂带出的气态冷冻油，从而限制回路内的冷冻油量，提高换热效率和预防膨胀阀堵塞，以及避免由于缺油造成的压缩机损坏或过度磨损，并确保冷冻油返回曲轴箱或并联机组的储油器。

Oil separators can separate almost all the oil carried by the refrigerant in vapour phase at compressor outlet. It limits the amount of oil within the circuit, thus allowing increasing the performances of the heat-exchangers and preventing blocking the expansion valves, as well as the wear of compressors by lack of oil, it can also ensure a regulated oil return to the compressor crank case.

特点 Feature

- 适用于HFCs, HCFCs, CFCs以及相应的油。
- 离心力产生主要依靠一个或多个螺旋通道。
- 油的凝聚主要依靠针形材料。
- 油分进气口通过增加流通面积来迅速修正速度。
- 迅速改变方向：顶部进混合物，高处侧面回制冷剂，低处回油。

- Compatible with HFCs,HCFCs,CFCs,as well as with their associated oils and additives.
- Centrifugation by helical motion generated by one or several spirals.
- Coalescence thanks to the needled material of these spirals.
- Sudden modification of speed by increase of the flow area located at the separator’s intake.
- Sudden change of direction: Intake of the mixture by the top, outlet of the refrigerant from the higher lateral part and outlet of the oil from the lower part.

离心式高效油分离器TDW OIL CENTRIFUGAL SEPARATOR

型号 Code	进口尺寸 Inlet size	蒸发温度 Evap Temp 最大制冷量 Cooling Capacity								
		R22			R134a			R404a R507		
		5℃	-10℃	-40℃	5℃	-10℃	-40℃	5℃	-10℃	-40℃
TDW-511	1-3/8"	60	655	48	50	46	38	70	60	48
TDW-513	1-5/8"	90	80	65	70	60	45	94	85	65
TDW-517	2-1/8"	110	100	85	80	70	58	120	105	87
TDW-621	2-5/8"	194	170	138	146	128	104	200	175	142
TDW-625	3-1/8"	424	372	303	318	280	228	430	380	310

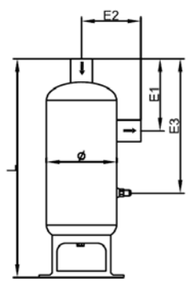

1

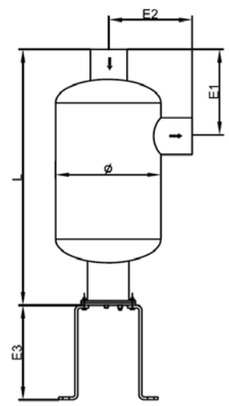

2

型号 Code	进口尺寸 Inlet size	尺寸 Diamensions					图列 Draw	回油接口 (SAE) Oil outlet	工作压力 (Bar) Working pressure	存留油量 (L) Retaining Oil
		L	Φ	E1	E2	E3				
TDW-511	1-3/8"	495	165	143	112	323	1	3/8"	27	0.5
TDW-513	1-5/8"	505	165	153	118	333				
TDW-517	2-1/8"	516	165	164	128	344				
TDW-621	2-5/8"	543	219	210	167.5	206	2			
TDW-625	3-1/8"	542	219	210	167.5	206				
TDW-734	4"	624	273	278	221	206				

油分/可拆式式油分TDW OIL SEPARATOR/DEMOUNTABLE OIL SEPARATOR

简介 Introduction

冷媒压缩机在运转中,压缩机排气出口冷媒通常含有大量的冷冻机油，为了保证压缩机不致流失大量冷冻机油，及防止冷冻机油随着冷媒流向系统中影响冷凝器散发热功能，及蒸发器的制冷效果，所以在压缩机和冷凝器之间必须装一台油分离器，使冷冻机油和冷媒分离，让油自动回入压缩机曲轴箱内。回油装置是以油分离器内底部的浮球阀操作，再由高低压差原理一起完成。保证压缩机不缺油，以达到最好的制冷效果。

When compressor is in operation, the outlet of compressor always has lots of refrigerant oil. We need to install an oil separator between compressor and condenser to separate the refrigerant oil and refrigerants in order to prevent the compressor not lose too much refrigerant oil and prevent the refrigerant oil flow to system with refrigerants to interfere the condenser’s heat function and evaporator cooling function. Then the oil will flow back to the compressor crankcase. Oil-return device operates on the ball valve moving on the bottom of oil separator and the high-low voltage theory. The oil separator can ensure the sufficiency of oil in compressor and let the compressor reach its best cooling performance.

- 在安装油分离器之前，应该对它进行初始充油，使用的油与压缩机曲轴箱内的油一致
  We need to pre-charge the oil before installing oil separator. The oil we charged should be the same with the oil in the compressor crankcase.

技术参数 Technic parameter

制冷剂 Refrigeration oil	R22/R134a/R404A/R407C/R502/R507	介质温度 Medium temperature	-40℃~+120℃
最大工作压力 Max. working pressure	3100Kpa	最大试验压力 Max. testing pressure	4000 Kpa
储油量 Oil storage volume	55833→559011/ 5301→5306 600ml	569011→569417 /6303→6305 800ml	

选型参数 Type choosing parameter

类 型 Size		在下列蒸发温度时的制冷量（Kw） The refrigeration oil volume based on below vaporize temperature								
		R22			R134a			R404a		
		-40℃	-20℃	5℃	-40℃	-20℃	5℃	-40℃	-20℃	5℃
TDW-55824	TDW-5301	5.3	6.2	7.0	3.2	4.5	6.2	5.3	6.2	7.0
TDW-55855	TDW-5302	15.8	17.5	19.3	11.4	13.4	15.8	14.4	16.4	19.3
TDW-55877	TDW-5303	24.6	26.2	28.1	16.7	19.3	22.4	22.8	25.2	28.8
TDW-55889	TDW-5304	31.7	34.3	37.0	22.4	26.3	29.9	30.0	33.4	37.4
TDW-559011	TDW-5305	40.4	43.6	47.5	28.1	33.6	40.4	36.7	43.3	49.0
TDW-569011	TDW-6303	45.2	47.4	49.2	33.4	40.4	48.4	41.0	45.2	50.8
TDW-569213	TDW-6304	56.3	58.9	63.3	41.3	48.4	56.3	51.0	57.3	65.1
TDW-569417	TDW-6305	91.4	102.3	105.5	63.3	74.8	88.8	88.5	98.4	108.6

油分/可拆式式油分TDW OIL SEPARATOR/DEMOUNTABLE OIL SEPARATOR

三维数据 Three-dimensional data

型 号 Type	接口尺寸(in) Connection Size	A(mm)	B(mm)	C(mm)
TDW-55833	3/8	102	279	48
TDW-55824	1/2	102	279	48
TDW-55855A	5/8	102	338	48
TDW-55855	5/8	102	378	48
TDW-55877A	7/8	102	384	48
TDW-55877	7/8	102	460	48
TDW-55889A	1-1/8	102	414	48
TDW-55889	1-1/8	102	494	48
TDW-559011	1-3/8	102	524	48
TDW-569011	1-3/8	159	394	75
TDW-569213	1-5/8	159	480	75
TDW-569417	2-1/8	159	485	75

可拆式油分TDW DEMOUNTABLE OIL SEPARATOR

三维数据 Three-dimensional data

型 号 Type	接口尺寸(in) Connection Size	A(mm)	B(mm)	C(mm)
TDW-5301	1/2	102	275	48
TDW-5302	5/8	102	370	48
TDW-5303	7/8	102	455	48
TDW-5304	1-1/8	102	490	48
TDW-5305	1-3/8	102	520	48
TDW-5306	1-5/8	102	525	48
TDW-6303	1-3/8	159	404	75
TDW-6304	1-5/8	159	490	75
TDW-6305	2-1/8	159	495	75



车用油分TDW AUTOMOTIVE OIL SEPARATOR

简介 Introduction

冷媒压缩机在运转中,压缩机排气出口冷媒通常含有大量的冷冻机油，为了保证压缩机不致流失大量冷冻机油，及防止冷冻机油随着冷媒流向系统中影响冷凝器散发热功能，及蒸发器的制冷效果，所以在压缩机和冷凝器之间必须装一台油分离器，使冷冻机油和冷媒分离，让油自动回入压缩机曲轴箱内，由高低压差原理完成。保证压缩机不缺油，以达到最好的制冷效果。

During the compressor operating, the outlet line always has a lot of refrigeration oil. In order to ensure the compressor not lose too mush refrigeration oil, and prevent refrigeration oil influence heating function for the condenser and cooling function of evaporator. We must install an oil separator between compressor and condenser to separate the refrigeration oil and medium,and let the oil go back to compressor automatic and achieve the best cooling result.

TDW-4808



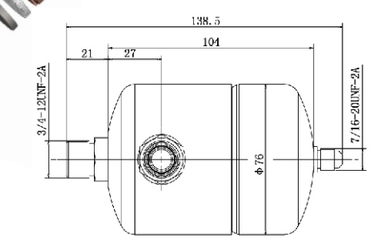

油压差止回阀OCV-20 DIFFERENTIAL CHECK VALVE OCV-20

简介 Introduction

OCV-20油压差止回阀安装在储油器顶部的3/8″ SAE接头上，并可将储油器中的压力泄放到吸气端，以便将储油器的压力保持在超过吸气压力的一个预先设定值上，如果储油器中有足够的油，那么由OCV-20形成的压差将保证油从储油器流向油位控制器。

OCV-20 differential check valve is situated on the 3/8″ SAE connector on the top of the oil reservoir. It can release the pressure from oil reservoir to suction pipes. So that it can keep the pressure to a fixed number. If there is enough oil in the oil reservoir, then differential check valve will ensure the oil to flow from oil reservoir to oil regulator.

型号 Size	压差设定值 Pressure differentia initialization	
OCV-20	20psi	1.38bar

油分式储油器TDW OIL SEPARATOR RESERVOIR

简介 Introduction

油分式储油器的功能是去除并存储压缩机排出的气体中的油，使其能回到压缩机。利用离心式分离油的原理，在保证最小压降的前提下达到最好的分油效果。它可以将分离出来的油储存在下面的储油段中，通过油位平衡器将油分配到每台压缩机曲轴箱。应用广泛，常用于并联压缩机组，是为高压油路控制系统准备的,同时需配套使用高压回油电子油位控制器。

The function of a helical oil separator–reservoir is to remove and store oil from the discharge gas so that it can be returned to the compressor. It can achieve very good oil separation performance by very low pressure drop. The captured oil is retained in the oil reservoir in the lower portion of the oil separator. The oil is fed from the oil reservoir to the oil regulator and into the crankcase until the set oil level is attained. It can be used in variety applications, common application include multi–compressor racks, and it’s intended for high pressure oil management systems, high pressure electronic oil level regulator should support to be equipped.

特点 Feature

- 内置储油器
- 低压降
- 高油分效率——达到99%
- 制冷剂接口为ODS连接
- 油接口为SAE扩口旋转阀连接
- 产品兼容HFC,HCFC,CFC
- 最大工作压力 31 bar
- 工作温度范围 –40℃ ~ +120℃

- Integrated oil reservoir
- Low pressure drop
- High oil separation efficiency—up to 99%
- ODS refrigerant connections
- SAE flare Rotalock valve oil connection
- Compatible with CFC, HCFC and HFC refrigerants
- Max. Working pressure: 31 bar
- Working temperature range: –40℃~ +120℃

油分式储油器TDW OIL SEPARATOR RESERVOIR

优势 Advantages

- 显著减少管路长度和配件数量
- 缩短了安装时间
- 减少了设备的占用空间
- 降低泄露风险
- 安装的两个视液镜能更好得读出油位

- Drastic reduction of piping lengths and numbers of components
- Important reduction of mounting time
- Limitation of the risk of leak
- Two sight glasses with color balls on the reservoir part, for better reading of oil level

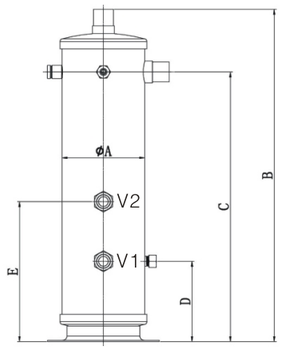

型 号 Type	接口尺寸 Connection Size	尺寸Dimensions					出油口Outlet	油容积Volume	
		A(mm)	B(mm)	C(mm)	D(mm)	E(mm)		V1	V2
TDW–6211	1–3/8"	159	610	520	155	270	3/8"	2.2L	4.3L
TDW–6213	1–5/8"	159	710	610	155	370	3/8"	2.2L	6.1L
TDW–6217	2–1/8"	159	810	700	155	460	3/8"	2.2L	7.7L
TDW–8617	2–1/8"	219	700	510	160	275	3/8"	4.5L	8.5L
TDW–8621	2–5/8"	219	700	195	160	275	3/8"	4.5L	8.5L
TDW–10721	2–5/8"	273	890	620	150	280	3/8"	6.0L	13.0L
TDW–10725	3–1/8"	273	890	620	150	280	1/2"	6.0L	13.0L

储油器TDOR OIL RESERVOIR

TDOR-10CL

TDOR-10

TDOR-19

简介 Introduction

由于系统的设计、负载和除霜周期的因素，变化着的油量能够被油分离器返回。由于这个原因，我们对于油控制系统的操作，需要有一个油的安全储备量。储油器是备用油的容器。它有着观察镜的端口，用于观察容器内油位。储油器顶部的阀门从油分离器得到油。储油器底部的阀门将油分配至油位控制器。这些阀门的次要位置有着一个1/4英寸的喇叭口连接件，以便从储油器添加和去除多余的油。油分离器里分离出来的油进入储油器时带有高压气体到储油器，在储油器内累积的压力可能会对油位控制器产生不利影响。要防止此种现象，可以从储油器的顶部安装一根管子接入吸入管，这根通气管道使得储油器内的压力基本上等同于吸入管和压缩机曲轴箱内的压力。

Due to system design, loads & defrost cycles, varying amounts of oil can be returned by the oil separator. Because of this, a safety reservoir of oil is required for the operation of our oil control system. The oil reservoir is the holding vessel for this stand-by oil. It has sight glass ports to observe the oil level inside the vessel. The valve on top of the oil reservoir receives oil from the oil separator, and the bottom valve distributes oil to the oil level regulator. The valves are backseating and have a 1/4" SAE connection, allowing the addition or removal of oil from the reservoir. High pressure gas returns with the oil from the oil separator to the oil reservoir. Pressure could increase in the oil reservoir to adversely affect the oil regulators. To prevent this, a vent line is installed from the top of the oil reservoir to the suction line. This line permits the pressure in the oil reservoir to be approximately the same as suction line and the compressor crankcase.

特点 Feature

- 9种尺寸在标准和高压力范围内工作
- 结构坚固
- 视镜采用浮动球
- 标准机型附带安装支架
- 高质量的O型密封圈

- 9 sizes are available in both standard and high pressure ranges.
- Robust construction.
- Sight glass with floating ball.
- Standard models supplied with mounting brackets.
- Premium quality O-ring seals.

储油器TDOR OIL RECEIVER TDOR



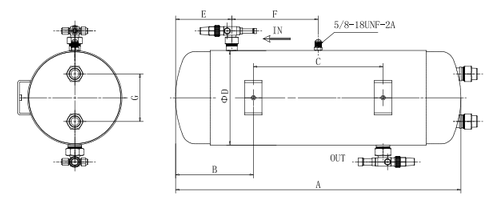

TDOR-XXCL卧式/Horizontal

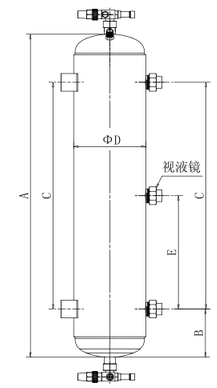

TDOR-XX立式/Vertical

型 号 Type	进/出口尺寸(in) Inlet and outlet size	A(mm)	B(mm)	C(mm)	D(mm)	E(mm)	F(mm)	视镜数量 Number of Sight Glasses	容积(L) Oil storage volume
TDOR-6	3/8	338	94	150	165	–	–	2	6
TDOR-8	3/8	438	109	220	165	–	–	2	8
TDOR-10	3/8	548	131	285	165	–	–	2	10
TDOR-12	3/8	638	139	360	165	–	–	2	12
TDOR-14	1/2	738	110	518	165	259	–	3	14
TDOR-19	1/2	580	140	300	219	–	–	2	19
TDOR-23	5/8	700	140	420	219	210	–	3	23
TD0R-10CL	3/8,1/2	548	144	260	165	90	208	2	10
TD0R-20CL	3/8,5/8	660	180	300	219	130	200	2	20

H C R

Oil Management System

油过滤器TDG　OIL FILTER

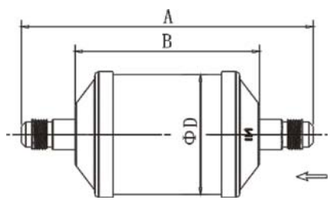



TDG-083

TDG-120A

简介 Introduction

TDG系列的油过滤器，对滤去3微米尺寸颗粒的过滤效率可达99%且仍有足够的流量维持低的压力降。TDG系列油过滤器具有超越的过滤能力，将确保清洁的POE油，矿物油或烷基苯油返回到压缩机中去。清洁的油既有确保油位控制器的正常工作，也可以减少压缩机的磨损。TDG系列油过滤器实际上可免除由于循环过程中产生的悬浮固体污物而以往必须进行的换油工作。

TDG series oil filter can filtrate 99% of 3 micron grain but still have enough flow rate to maintain the low pressure drop. TDG series oil filter has a very high capacity of filtration. It can return the cleanness POE oil and mineral oil back to the compressor. The clean oil not only can make sure the oil regulator working properly but also can reduce the wear of the compressor. TDG series oil filter actually can release changing oil for compressor that caused by suspend feculence during the working.

型　号 Type	连接口（in） Connection Size		流体制冷量（KW） Liquid Refrigeration Volume				A(mm)	B(mm)	D(mm)
	焊接口 ODF	螺纹口 SAE	R134a	R22	R404a	R502			
TDG-083		3/8	21.8	23.7	15.7	15.4	155	98	63.5
TDG-083S	3/8		27.4	29.8	19.8	19.3	146		
TDG-084		1/2	21.8	23.7	15.7	15.4	163		
TDG-084S	1/2		27.4	29.8	19.8	19.3	148		
TDG-085		5/8	27.4	29.8	19.8	19.3	146		

H C R 油路系统配件与国际品牌对照表

Comparison table for TEIDAR oil management system components to international brands

型号/Type	国际编号 International Code						
	EMERSON	SPORLAN	ESK	TRAXON	AIRMENDER	CASTEL	CARLY
TDAOL-2-5E	W-OLC-2-4	OL-60FH				5640/A	HCYN2RE
TDFOL-2	W-OLC-2		ORS-O-BC				HCYN2
TDW-0404							TURBOIL1504S
TDW-0405							TURBOIL2505S
TDW-0407	A-WC41777						TURBOIL3007S
TDW-0409	A-WC41999						TURBOIL3009S
TDW-0611							TURBOIL7011S
TDW-0613							TURBOIL8013S
TDW-0617							TURBOIL9017S
TDW-0611H	A-FC6221111						TURBOIL-F7011S
TDW-0613H	A-FC6221313						TURBOIL-F8013S
TDW-0617H	A-FC6221717						TURBOIL-F9017S
TDW-0813H							TURBOIL-F15013S
TDW-0817H							TURBOIL-F15017S
TDW-1021H	A-FC10272121						
TDW-1225H	A-FC12302525				S-4004	5540/4	
TDW-55824	A-W55824		OS-1/2		S-4005	5540/5	
TDW-55855	A-W55855		OS-16		S-4007	5540/7	
TDW-55877	A-W55877		OS-22		S-4011	5540/9	
TDW-55889	A-W55889		OS-28		S-4013	5540/11	
TDW-559011	A-W559011		OS-35		S-6013		
TDW-569011	A-W569011		OS-35H		S-6015	5540/13	
TDW-569213	A-W569213		OS-42H		S-6021	5540/17	
TDW-569417	A-W569417		OS-54H		S-4004F		
TDW-5301	A-F58824				S-4005F	5590/5	
TDW-5302	A-F58855				S-4007F	5590/7	
TDW-5303	A-F58877				S-4011F	5590/9	
TDW-5304	A-F58889				S-4013F	5590/11	
TDW-5305	A-F589011				S-4015F	5590/13	
TDW-5306	A-F589213				S-6013F		
TDW-6303					S-6015F		
TDW-6304	A-F579213				S-6021F		
TDW-6305	A-F579417					3150/X02	
OCV-20		OCV-20	RV10B/1.5				HCYCT3
TDOR-6			OSA6			5740/2G	
TDOR-8	AOR-2	POR-2	OSA7.5				HCYR80
TDOR-10			OSA11			5740/3G	
TDOR-12	AOR-3.5	POR-3				5740/4G	HCYR120
TDOR-14	AOR-4	POR-4	OSA15				HCYR150
TDOR-19			OSA18				HCYR200
TDOR-23							
TDOR-10CL							
TDOR-20CL							
TDW-0813L							
TDW-1017L							
TDW-1221L							
TDW-1425L							
TDW-1629L						4510/3	
TDG-083						4520/3	HCYF83
TDG-083S							
TDG-084						4520/4	HCYF84
TDG-084S							
TDG-085S							

阀门系列
VALVE SERIES

HCR®

空调卸荷阀TXHF PRESSURE REGULATING VALVE

简介 Introduction

空调卸荷阀是一种机械式自控压力开关，适用于T3工况下的各种大功率空调机中的过高压保护，不需停机泄压，而是通过卸荷系列内部自动卸压，减少了主机的频繁启动。



Pressure regulating valve is mechanical type automatic pressure switch, it’s applicable to the excessive voltage protection for many kinds of high power air conditioner in the T3 condition. It is internal automatic pressure relief, no need to shut off to discharge pressure, which reduce the frequent restarting of compressor.

特点 Feature

- 该调整阀安装于冷藏及空调机等压缩机吸入、排出的旁通通路。
- 检测压缩机排出压力的超负荷，通过旁通通路将其释放至低压侧，以便使压缩机不超负荷。
- 减少高压开关的开关频度以维持压缩机的运行。
- 在春季和秋季的热泵系统的暖气周期中，或者当过滤器因异物而阻塞时，该调整阀更能显示其优点。

- Fitted in by-pass line between compressor discharge and suction line in refrigeration or air conditioning units.
- Senses excessive compressor discharge pressure and releases it through the bypass line to the low pressure side to protect the compressor from overloading.
- Reduces frequency of cut-in and cut-out of high pressure switch to keep the compressor operating.
- A typical advantage is in the heating cycle of heat pump systems during spring or autumn, or when filter is clogged with foreign materials.

技术参数 Technic parameter

- 开启压力1.5~3.6Mpa可调（出厂默认调定值2.35±0.05Mpa）
- 开启与复位关闭压力差：≤0.2MPa
- 泄漏量：≤500ml/min
- 阀口通径：ϕ3mm
- 使用温度：-30℃～+120℃
- 制冷剂：CFC, HCFC和 HFC制冷剂和相应的油

- Opening pressure: 1.5~3.6Mpa adjustable (factory default value 2.35±0.05Mpa)
- Pressure difference of opening and resetting: ≤0.2MPa
- Leakage:≤500ml/min
- Valve diameter: ϕ3mm
- Temperature:-30℃～+120℃
- Refrigerant:CFC, HCFC and HFC refrigerants and oils

引射器YSQ RECIRCULATING INJECTOR

简介 Introduction

引射器是一种简便高效的装置。高压液体制冷剂通过其喷嘴时汽化，流速加快，利用热虹吸原理吸引相对低压侧的制冷剂液体形成高速射流。应用于满液式、降膜式螺杆机组的蒸发器回油以及使得桶泵机组、牛奶冷藏罐、砂浆冷冻机的蒸发器获得最佳的热效率。

The Recirculating Injector is a simple device that uses the energy of high-pressure refrigerant to get maximum heat transfer in an evaporator. The usual application is the fixed charge type, that is, a single compressor with a single evaporator. Recirculating Injectors have their greatest use with ice builders, milk coolers, Baudelot-type chillers, farm tanks,slush freezers, and many types of freezing plates.



YSQ-2.8

特点 Feature

- 无动作部件
- 全钢结构
- 协助高效热传递
- 减少制冷剂的充注量
- 最少的维护
- 可互换的喷嘴
- 适用于CFC,HCFC,HFC制冷剂
- 最大工作压力- 27 bar

- No Moving Parts
- All Steel Construction
- Aids high efficiency heat transfer
- Reduces refrigerant charge
- Minimum maintenance
- Interchangeable nozzles
- Suitable for CFC, HCFC, HFC refrigerants
- Max.working pressure- 27 bar

活塞式单向阀DPV PLUNGER CHECK VALVE

简介 Introduction

DPV型活塞式单向阀可使用在商业制冷系统、民用和工业空调设备上，它设计采用活塞自闭和密封，锻造黄铜阀体，设计最大流量和最小压力降。

DPV plunger check valve can be used in commercial refrigeration system, civil and industrial air conditioning equipments. It was designed with piston close and seal, forged brass body, and max. flow rate and min. pressure drop.



特点 Feature

- 该阀可确保只有正确的流动方向
- 防止制冷剂从高温蒸发器到低温蒸发器的回凝
- 内置减震活塞，使活塞式单向阀能够安装在有压力脉冲的地方，如压缩机的排气管路上
- 特大尺寸连接，提供了应用的灵活性
- 设计提供了易于拆卸和重组内部组件

- The valve can ensure of the correct flow direction only
- Prevents back-condensation from warm to cold evaporator
- Built-in damping piston that makes the valves suitable for installation in lines where pulsation can occur, e.g. in the discharge line from the compressor
- Oversize connections provide flexibility in use
- Easy disassembly and assembly design

主要零件材料 Materials of Main Components

零部件名称 Item	材料牌号或名称 Material	符合标准或要求 Standard
阀体 Valve Body	Brass:Hpb59-1	GB/T 5231-2001
活塞 Piston	Brass:Hpb59-1	GB/T 5231-2001
铜管 Copper Tube	Copper:TP2Y2 (T2Y2)	GB/T 1527-1997
密封垫 Gasket	PTFE	JB/T 8873-1999
弹簧 Spring	65Mn	GB/T 1239.2-1989

技术参数 Technic parameter

制冷剂	Refrigerant	CFC、HCFC、 HFC
介质温度	Media Temperature	-50℃~150℃
环境温度	Ambient Temperature	-50℃~80℃
最大工作压力	Max. Working Pressure	3.0Mpa
最大试验压力	Max. Test Pressure	4.2Mpa

型号TYPE		流体制冷量（KW）Liquid Refrigeration Quantity															Kv值 Kv value (m^3/h)
标准型阀 Standard	延长型阀 Extended tube	液体 Liquid					气体 Vapour					热气体 Hot Gas					
		R134a	R22	R407C	R404A	R410A	R134a	R22	R407C	R404A	R410A	R134a	R22	R407C	R404A	R410A	
DPV-3122/7	DPV-3142/7	111.2	118.8	78.5	123.7	125.7	14.3	17.8	14.9	17.7	23.8	56.1	77.2	66	76.7	85.8	6.6
DPV-3122/9	DPV-3142/9	148.3	158.4	104.7	164.9	167.5	19	23.8	19.9	23.6	31.7	74.8	103	88	102.3	114.4	8.8
DPV-3122/11	DPV-3142/11	256.1	273.6	180.9	284.8	289.4	32.8	41	34.4	40.7	54.7	129.2	177.8	152	176.5	197.6	15.2
DPV-3122/13	DPV-3142/13	421.3	450	297.5	468.5	476.0	54	67.5	56.5	67.0	90.6	212.5	292.5	250	290.5	325.0	25
DPV-3122/17	DPV-3142/17	674	720	476	749.6	761.5	86.4	108	90.4	107.2	144.0	340	468	400	464.8	520.0	40

注：Kv值为水在通过单向阀的压差等于0.1Mpa时的流量。单位：m^3/h，密度p=1000kg/m^3。
Note: The Kv Value is the water flow in m^3/h at a pressure drop across valve of 0.1Mpa, p=1000kg/m^3.

活塞式单向阀DPV PLUNGER CHECK VALVES

主要外形尺寸 Main Dimension

产品种类包含两种阀的形式：一种是标准型，另一种ODF接管延长型。两种阀能提供英制和公制的尺寸，从7/8".~2-1/8".（22mm~54mm），所有阀均有螺纹固定孔，可用于仪表板上安装。

We have 2 types of the DPV plunger check valve, one is standard and the other is with ODF extended tube. Both of these 2 types can provide in either inch sizes or metric sizes. (Inch sizes are from 7/8" ~ 2-1/8"; Metric sizes are from 22mm ~ 54mm). All valves are with screw hole that could be installed on the panel.

DPV-3122/17

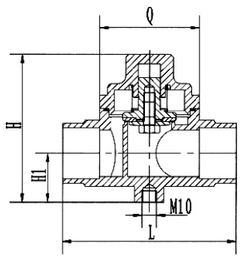

标准型阀 Standardized Valve

型号 TYPE	接口尺寸ODF Connection		H		H1		L		Q	
	Inch	mm	Inch	mm	Inch	mm	Inch	mm	Inch	mm
DPV-3122/7	7/8	22.4	3.3	84.5	1.1	28.5	3.9	100	2.4	60
DPV-3122/9	1-1/8	28.8	3.3	84.5	1.1	28.5	3.9	100	2.4	60
DPV-3122/11	1-3/8	35.0	4.0	101.5	1.3	34	4.6	118	2.8	68
DPV-3122/13	1-5/8	42.0	4.9	125.5	1.5	37	5.6	141	3.5	88
DPV-3122/17	2-1/8	54.0	5.6	142	1.7	42.5	6.8	173	4.1	104

DPV-3142/13

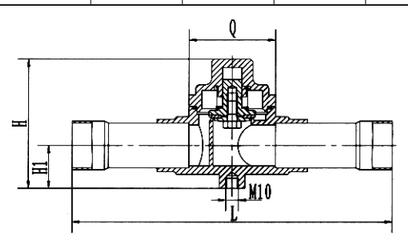

ODF接管延长型阀 Valve with extend longer tube for ODF connection

型号 TYPE	接口尺寸ODF Connection		H		H1		L		Q	
	Inch	mm	Inch	mm	Inch	mm	Inch	mm	Inch	mm
DPV-3142/7	7/8	22.4	3.3	84.5	1.1	28.5	6.7	170	2.4	60
DPV-3142/9	1-1/8	28.8	3.3	84.5	1.1	28.5	7.9	201	2.4	60
DPV-3142/11	1-3/8	35.0	4.0	101.5	1.3	34	9.1	232	2.8	68
DPV-3142/13	1-5/8	42.0	4.9	125.5	1.5	37	10.1	256	3.5	88
DPV-3142/17	2-1/8	54.0	5.6	142	1.7	42.5	11.2	285	4.1	104

膜片式单向阀DCV MAGNETIC CHECK VALVE

简介 Introduction

膜片式单向阀采用磁性膜片设计，金属和金属密封，应用于压缩机排气管路上，内部采用导向装置、自吸机构设计、从而使单向阀不受安装角度限制和反向压力大小的关系影响阀门的自动闭合。

Magnetic check valve was designed with magnet diaphragm, and sealed by the metal. It was used on the exhaust pipe of the compressor. For inside, it uses guide device and automatic suction design that prevents reverse refrigerant flow in liquid lines and compressor discharge lines.

特点 Feature

- 磁性阀座、覆膜阀片组合设计，接口尺寸1/4"至3-1/8"
- 逆向近乎零泄漏
- 兼容所有的含氟制冷剂和油
- 工作温度范围-40℃至130℃
- 极小的流通阻力，大流量，系统可忽略不计的损失效率
- 呈直线型，体积小、重量轻，安装角度不受限制
- 阀体中装有过滤网，兼备止回阀和过滤器功能。

- Magnet valve seat, tectorial diaphragm. Copper connection size 1/4" through 3-1/8".
- Near zero internal leak rate.
- Compatible with all CFC, HCFC and HFC refrigerants and oils.
- Working temperature range: -40℃~+130℃.
- Minimum current resistance, large flow rate.
- Straight line shape,slim and light body, can be installed in any position.
- Mesh in the valve body, it's not just a check valve, but also a filter.

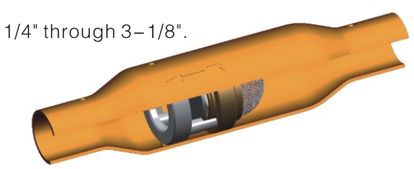

型 号 Type	接口尺寸(in) Connector	安全工作压力 (Kpa) Safety working pressure	阀体外径 (mm) OD	总长度 (mm) Length	过滤网精度 (目) Mesh No.	液体制冷R404A (KW) Liquid refrigeration
DCV-4	1/4	5500	22	102	40	6.8
DCV-6	3/8	5500	22	102	40	14.2
DCV-8	1/2	5200	29	127	40	38.2
DCV-10	5/8	5200	29	127	40	42.6
DCV-12	3/4	4100	41	178	40	79.7
DCV-14	7/8	4100	41	178	40	108.5
DCV-18	1-1/8	4100	54	213	40	188.5
DCV-22	1-3/8	4000	67	238	40	232.8
DCV-26	1-5/8	3000	80	267	40	397.7
DCV-34	2-1/8	3200	92	305	40	691.1
DCV-42	2-5/8	3000	105	330	40	927.3
DCV-50	3-1/8	3000	105	330	40	1262.5

直角式单向阀DSC/DSCH RIGHT ANGLE SINGLE CHECK VALVES


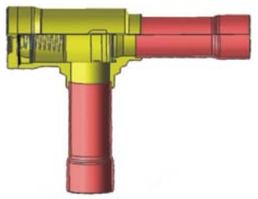


简介 Introduction

DSC和DSCH型止逆阀可用作采用氟化物制冷剂的制冷和空气调节装置的液体，吸气和热气管路上。
DSC和DSCH型止逆阀克提供超大尺寸链接，以提高止逆阀应用的灵活性。

DSC and DSCH can be used in liquid, suction and hot gas lines in refrigeration and air condltioning plant with fluorinated refregerants.
DSC and DSCH can also be supplied with oversize connections providing flexibllity in the use of check valves.

特点 Feature

- 该阀可确保唯一正确的流动方向
- 防止制冷剂从高温蒸发器到低温蒸发器回流
- 内置减震活塞，使止逆阀那个安装在有压力脉冲的地方，如压缩机的排气管路上。
- DSCH具有△p=0.3bar的加强弹簧，应用于压缩机的制冷装置中
- 超大尺寸链接，提供了应用的灵活性

- The valve ensures only correct flow direction
- Prevents back-condensation from warm to cold evaporator
- Built-in damping piston that makes the valves suitable for installation in lines where pulsation can occur,e.g.in the discharge line from the comperssor.
- DSCH is supplied with spring to △p=0.3 bar.Used in refrigeration plant with compressors connected in parallel
- Oversize connections provide flexbility in use

技术参数 Technic parameter

型号 TYPE	接口尺寸 ODF Connection	H1 mm	H2 mm	L1 mm	L2 mm	ØD mm	通过阀的压力降 Pressure drop across valve △p1) bar	kv 值 2) Kv Value m^3/h
DSC-22L	7/8	107	47	17	102	41	0.04	8.5
DSCH-22L	7/8	107	47	17	102	41	0.3	8.5
DSC-28L	1-1/8	113	48	20	109	41	0.04	19.0
DSCH-28L	1-1/8	113	48	20	109	41	0.3	19.0
DSC-35L	1-3/8	130	70	25	133	54	0.04	29.0
DSCH-35L	1-3/8	130	70	25	133	54	0.3	29.0
DSC-42L	1-5/8	146	68	30	147	54	0.04	32.0
DSCH-42L	1-5/8	146	68	30	147	54	0.3	32.0

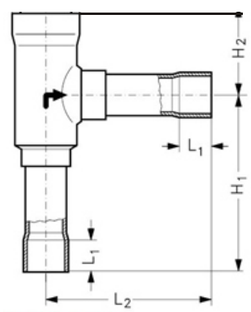

1)△p=当阀完全开启时的最小压力降
带有加强弹簧的DSCH型止逆阀适用于压缩机并联的排气管路上.
2)Kv值通过阀的压力将为1bar的条件下，通过阀的水流量，单位为m^3/h
1)△p=the minimum pressure at which the valve is completely open.
The DSCH with a srtonger spring is used in the dischare line from compressors connected in parallel.
2)The kv value is the flow of water in m3/h at apressure drop across valve of 1 bar,p1000kg/m^3

钢球式单向阀TCV/TCVS COPPER BALL CHECK VALVES

简介 Introduction

TCV/TCVS钢球式单向阀的设计采用球型动作部件，金属和金属密封，应用于压缩机排气管路上，确保制冷剂朝一个方向流动。钢球周围的直通型流道设计，使小直径的阀体能输出大流量，全部金属的设计允许安装和运行时的高温。

TCV/TCVS Copper Ball Checks use a stainless steel ball for the moving part, metal to metal seal, and application for the discharge line of compressor to maintain flow in only one direction. Straight through type flow design can make the small diameter valve output large flow, all metal design permits high temperature in installation and operation.


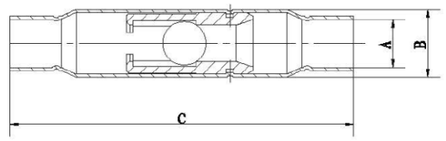

特点 Feature

- 直通型设计，流通率大
- 内部金属和金属固定-不锈钢和黄铜
- 防腐构造(不锈钢、黄铜、紫铜)
- 反向近乎为零的内部泄露率
- 通用型接口尺寸方便替换
- 可选用内置弹簧

- Straight through type flow design, large flow rate
- Internal metal & metal mounting - stainless steel and brass
- Anticorrosive structure (stainless steel, brass, copper)
- Almost no leakage in the contrary direction
- Universal connection sizes, easy replacement
- Built-in spring is available

技术参数 Technic parameter

型 号 Type	最大工作压力(Mpa) Max working pressure	耐压(Mpa) Pressure ensurance	开启压力(Mpa) Opening pressure	泄露量(盎司/年) Leakage amount (Oz/Year)	流通率 (cc/min) Flow rate	2psi压降的流量(冷吨) 2psi Pressure drop capacity(TR)		
						R-12	R-22	R-502
TCV-06 / TCVS-06	4.5	21.5	0.02	0.12	≥ 750	3.8	5.0	3.3
TCV-08 / TCVS-08	4.5	21.5	0.02			6.8	9.0	6.0
TCV-10 / TCVS-10	3.5	19.5	0.05			12.8	17.0	11.3
TCV-14 / TCVS-14	3.5	19.5	0.05			26.3	35.0	23.5
TCV-18 / TCVS-18	2.8	14.0	0.065			69.1	92.0	61.8

主要外形尺寸 Dimensions

型 号 Type	接口内径 A Inner diameter of connection A		阀体直径 B Diameter of valve body B		长度 C Length C	
TCV-06 / TCVS-06	3/8	9.7	1 /2	12.7	3 3/4	95.0
TCV-08 / TCVS-08	1/2	12.8	5/8	16.0	3 3/4	95.0
TCV-10 / TCVS-10	5/8	16.0	7/8	22.2	4 1/2	114.3
TCV-14 / TCVS-14	7/8	22.4	1 1/8	28.6	4 1/2	114.3
TCV-18 / TCVS-18	1 1/8	28.8	1 3/8	35.0	5	127.0

浮子式单向阀TDC CHECK VALVE

简介 Introduction

浮子式单向阀用于空调系统中和毛细管并联，控制制冷剂的正反向流量，使制冷剂只能按某一规定方向流动，密封性好。它依靠两端的压力差来推动阀门开或关。

Check valves are designed to allow flow in one direction only which work with capillary tubes by parallel connection to control the bi-flow of refrigerant in the air conditioning system. Check valves can also be used in other refrigeration or freezing system. It works by the pressure difference between two ends of check valve to push the valve to close or open.

特点 Feature

- 阀体直径小,聚四氟乙烯阀芯
- 一体式结构消除了泄露
- 性能可靠，寿命长
- 可根据客户要求定制
- Slim body and a teflon valve element incorporated.
- Integrated structure prevents of leakage
- Reliable performance and long service life
- Can be customized according to customer requirements

技术参数 Technic parameter

型 号 Type	阀管外直径 Connection size Φmm	阀体两端接口孔数 Numbers of Ports	阀体长度 Length (mm)	最大工作压力(Mpa) Max working pressure	流体类型 Refrigerant	工作温度 Working temperature
TDC-XXX	9.52	≥ 1	60~120	4.2	R22、R134a、R407C、R410A	-30~ +120℃
TDC-XXX	11.4	≥ 1	60~120			
TDC-XXX	12	≥ 1	80~140			
TDC-XXX	12.7	≥ 1	80~140			
TDC-XXX	16	≥ 1	80~160			
TDC-XXX	19	≥ 1	80~160			
TDC-XXX	22	≥ 1	100~180			
TDC-XXX	28	≥ 1	100~200			

球阀TDB BALL VALVE

简介 Introduction

- TDB型球阀是手动调节的截止阀，适用于双向流动。
- TDB型球阀用于冷冻、冷藏和空气调节装置的 液体、吸气和热气管路上。
- TDB型球阀的阀座与密封处具有很好的密封 性。
- TDB型球阀为直通型，可提供最大的流量，同 时该阀的工作温度范围宽。

- TDB ball valve is a manually regulated shut-off valve, which is applicable to two-direction flow.
- TDB ball valve is used on the liquid, air suction and hot vapor piping of the freezer, cold store and air conditioning unit.
- The valve seat of TDB ball valve is well sealed with perfect sealing performance.
- TDB ball valve is a through-type ball valve with maximum flow rate and wide scope of operating temperature.

特点 Feature

- 流动无压力降
- 从全开到全闭只需转动1/4圈
- 全开和全闭均有旋转限位
- 具有双向流动性
- 氩弧焊接结构
- 防爆阀杆设计
- 改性的PTFE密封
- 可防止内部积液
- 能安装在控制板上

- No pressure drop in flow.
- Only turn 1/4 circle to make valve full open or full close.
- Turning stop for full open or full close.
- Two-direction flow is available.
- Argon arc welded structure.
- Explosion-proof valve stem design.
- Modified PTFE sealing.
- inside liquid accumulation is avoided.
- Could be mounted on the control panel.



技术参数 Technic parameter

制冷剂	Appicable Refrigerant	CFC, HCFC , HFC
介质温度	Appicable Medium Temperature	-40℃~+150℃(-40°F~+300°F)
最大工作压力	(PS/MWP)Max. Opening Pressure	45bar(653psig)
最大测试压力	Max.Allowable Pressure	65bar(943psig)
允许最大泄露量	Yearly Leakage of Refrigerant	≤5g R22/a

球阀TDB BALL VALVE

- TDB型球阀包括两种阀型：
  一种带充注检测口，一种不带充注检测口。
- 后缀带 “z” 为带充注检测口。

- Two types of TDB ball valve are available: with and without the charging port.
- The part number which with 〃Z〃 has the charging port.



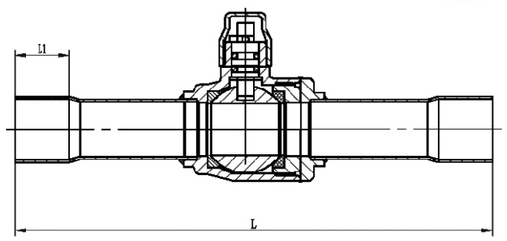

阀位指示器
VALVE POSITION INDICATOR

open 全开　closed 全闭

型 号 Type	接口尺寸 (in) Connection Size	L	L1	允许最大泄漏量 (克/年) Allowed Max Leaking Capacity(g/year)	最大工作压力(Mpa) Max working pressure	额定液体功率1(kw) Rated power of liquid			Kv值2 Kv value (m^3/h)
						R22	R134a	R502	
TDB-04(Z)	1/4	144	7	2.8	4.5	11.0	10.1	7.3	0.8
TDB-06(Z)	3/8	144	8	2.8	4.5	22.0	20.2	14.6	3.8
TDB-08(Z)	1/2	160	11	2.8	4.5	105	96	70	5.6
TDB-10(Z)	5/8	160	15	2.8	4.5	143	132	95	10.1
TDB-12(Z)	3/4	186	20	2.8	4.5	241	221	160	20.42
TDB-14(Z)	7/8	186	20	2.8	4.5	358	329	238	28.17
TDB-18(Z)	1-1/8	214	23	2.8	4.5	633	582	421	51.95
TDB-22(Z)	1-3/8	248	25	2.8	4.5	756	696	503	80.89
TDB-26(Z)	1-5/8	280	28	2.8	4.5	1293	1190	860	196
TDB-34(Z)	2-1/8	304	33	2.8	4.5	1348	1240	1156	248
TDB-42(Z)	2-5/8	304	37	2.8	4.5	1470	1320	1235	252
TDB-50(Z)	3-1/8	304	41	2.8	4.5	1532	1480	1345	279

1)额定功率是根据：蒸发温度te=-10℃；阀前液体温度t1=+25℃；经过电磁阀压力降△p=0.015Mpa。
2)Kv值为水在通过单向阀的压差等于0.1Mpa时的流量。单位：m^3/h，密度p=1000kg/m^3。
1)Rated liquid and suction vapour capacity is based on evaporating temperature t_e=-10℃, liquid temperature ahead of valve t_1=+25℃, and pressure drop in valve △p=0.015Mpa.
2)The Kv Value is the water flow in m^3/h at a pressure drop across valve of 0.1Mpa, p=1000kg/m^3.

焊接式钢球阀TDBS WELDING STEEL BALL VALVE

简介 Introduction

焊接式钢球阀为手动调节的截止阀，用于冷藏、冷冻和空气调节装置的液体、吸气和热气管路上。该阀全开时提供最大流量，全闭时严密性最好。

Welding steel ball valve is a manual globe valve for use in liquid, suction and hot gas line in refrigeration, cold storage and air conditioning plant. It gives maximum flow when fully open, and maximum tightness when close.

特点 Feature

- 与所有CFC,HCFC和HFC制冷剂和冷冻油兼容
- 最大工作压力：3.5 Mpa
- 工作温度范围：-40 ~+150℃
- 全口阀口结构，与管道内径匹配，流动无压力降
- 阀球内平衡设计
- 防爆密封阀杆
- 双向流动性，即阀的安装与管路中流体的流动方向无关

- Compatible with all CFC, HCFC and HFC refrigerants and oils.
- Maximum working pressure: 3.5 Mpa
- Working temperature range: -40 ~+150℃
- Full port construction to match line size ID, flow without pressure drop
- Internally equalized ball design
- Rupture-proof encapsulated stem
- Bi-directional flow, the valve can be installed independently of the flow direction.

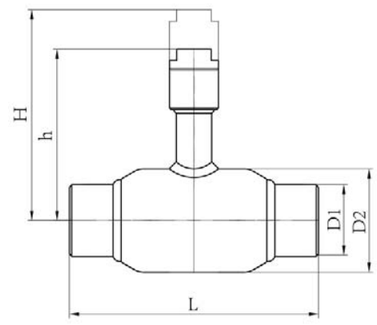

技术参数 Technic parameter

型 号Type	公称直径DN	L	D1	D2	h	H
TDBS32	DN32	220	38	60	90	120
TDBS40	DN40	220	45	70	115	149
TDBS50	DN50	260	57	89	117	151
TDBS65	DN65	260	76	100	165	206
TDBS80	DN80	260	89	120	172	213
TDBS100	DN100	300	108	150	193	243
TDBS125	DN125	300	133	193	210	273

截止阀TGV GLOBE VALVE

简介 Introduction

截止阀可使用在商业制冷系统、民用和工业空调设备上，他采用阀杆自闭合密封，从而使截止阀能够安装在冷冻系统中任何制冷剂流向需要关闭的部位。

Globe valve can be used in commercial refrigeration system, civil and industrial air conditioning equipments. It was designed with piston close and seal, so that this valve can be installed on anywhere of refrigerant flow position of the system.

特点 Feature

- 可适用于所有的氟化物制冷剂；
- 聚四氟乙烯阀板，用最小的力矩就可将阀关闭严密；
- 特殊的阀柄设计，使阀门在关闭时不需要借助任何工具；
- 用于焊接连接的加长接口使安装简便，当焊接时不需要拆开阀体。

- Can be used for all fluorinated refrigerants.
- Valve plate of polyamide nylon to give complete shutoff with minimum torque.
- Valve handle with special designed,can be shut-off with-out using any tools.
- Extended copper connection makes installation easier. we don't need to open the valve during welding.

主要零件材料 Materials of Main Parts

零部件名称 Item	材料牌号或名称 Material	符合标准或要求 Standard
阀体 Valve Body	Brass: Hpb59-1	GB/T 5231-2001
阀杆 Valve Rod	Steel: A3	GB/T 700
密封垫 Gasket	PTFE	JB/T 8873-1999

技术参数 Technic Parameter

制冷剂	Refrigerant	CFC、HCFC、HFC
介质温度	Media Temperature	-60℃~160℃
环境温度	Ambient Temperature	-50℃~80℃
最大工作压力	Max. Working Pressure	3.0Mpa
最大试验压力	Max. Test Pressure	4.2Mpa

型号 TYPE	流体制冷量（KW）Liquid Refrigeration Quantity									Kv值1) Kv value (m^3/h)
	液体 Liquid			气体 Vapour			热气体 Hot Gas			
	R134a	R22	R404A	R134a	R22	R404A	R134a	R22	R404A	
TGV-651(4)2/7	111.3	118.8	78.5	14.3	17.8	14.9	56.1	77.3	66	7.1
TGV-651(4)2/9	148.3	158.4	104.7	19.1	23.8	49.9	74.8	103	88	8.4
TGV-651(4)2/11	256.1	273.5	180.9	32.8	41	34.5	129.2	177.8	152	15.0
TGV-651(4)2/13	421.3	450	297.5	54	67.5	56.5	212.5	292.5	250	25.0
TGV-651(4)2/17	674	720	476	86.4	108	90.4	340	468	400	40

注：Kv值为水在通过单向阀的压差等于0.1Mpa时的流量。单位：m^3/h，密度p=1000kg/m^3。
Note: The Kv Value is the water flow in m^3/h at a pressure drop across valve of 0.1Mpa, p=1000kg/m^3.

截止阀TGV GLOBE VALVE



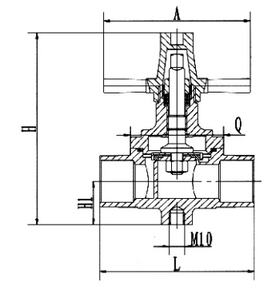

TGV-6512/17

标准型阀 Standardized Valve

型号 TYPE	接口尺寸ODF Connection		H		H1		L		Q		A	
	Inch	mm	Inch	mm	Inch	mm	Inch	mm	Inch	mm	Inch	mm
TGV-6512/7	7/8	22.4	5.4	136	1.1	28.5	3.9	100	2.4	60	3.7	94
TGV-6512/9	1-1/8	28.8	5.4	136	1.1	28.5	3.9	100	2.4	60	3.7	94
TGV-6512/11	1-3/8	35.0	6.5	166	1.3	34	4.6	118	2.8	68	5.0	126
TGV-6512/13	1-5/8	42.0	7.8	199	1.5	37	5.6	141	3.5	88	5.4	138
TGV-6512/17	2-1/8	54.0	8.5	215	1.7	42.5	6.8	173	4.1	104	5.4	138



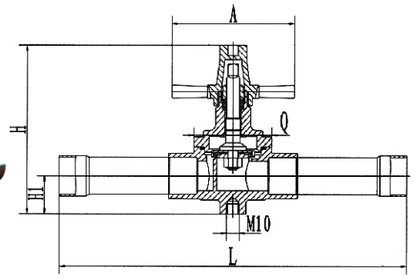

TGV-6542/13

ODF接管延长型阀 Valve with extend longer tube for ODF connection

型号 TYPE	接口尺寸ODF Connection		H		H1		L		Q		A	
	Inch	mm	Inch	mm	Inch	mm	Inch	mm	Inch	mm	Inch	mm
TGV-6542/7	7/8	22.4	5.4	136	1.1	28.5	6.7	170	2.4	60	3.7	94
TGV-6542/9	1-1/8	28.8	5.4	136	1.1	28.5	7.9	201	2.4	60	3.7	94
TGV-6542/11	1-3/8	35.0	6.5	166	1.3	34	9.1	232	2.8	68	5.0	126
TGV-6542/13	1-5/8	42.0	7.8	199	1.5	37	10.1	256	3.5	88	5.4	138
TGV-6542/17	2-1/8	54.0	8.5	215	1.7	42.5	11.2	285	4.1	104	5.4	138

顶盖阀TDGV CAPPED VALVE

TDGV-6410

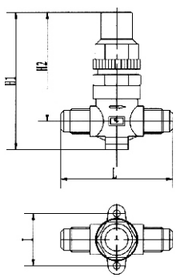

TDGV-6420

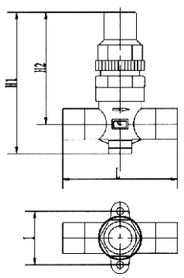

简介 Introduction

顶盖阀可使用在商业制冷系统、民用和工业空调设备上，他采用阀杆自闭合密封，从而使截止阀能够安装在冷冻系统中任何制冷剂流向需要关闭的部位。

Capped valve can be used in commercial refrigeration system, civil and industrial air conditioning equipments. It was designed with automatic closing seal by spindle, so that this valve can be installed on anywhere of refrigerant flow position of the system which needs close.

特点 Feature

- 兼容所有的含氟制冷剂和油
- 工作温度范围-40℃至110℃
- 黄铜阀体
- 密封设计
- 最大工作压力：4.2Mpa

- Compatible with all CFC, HCFC and HFC refrigerants and oils.
- Working temperature range: -40℃~+110℃.
- Forged brass body.
- Hermetic design.
- Max. working pressure: 4.2MPa.

型号 TYPE	接口尺寸(in) Connection		H		H2		L		I		Kv值[1] Kv value (m^3/h)
	焊接口 ODF	螺纹口 SAE	Inch	mm	Inch	mm	Inch	mm	Inch	mm	
TDGV-6410/2	-	1/4	3.4	85.5	2.6	67	2.7	68	1.5	38	0.40
TDGV-6420/2	1/4	-	3.4	85.5	2.6	67	2.2	57	1.5	38	0.40
TDGV-6410/3	-	3/8	3.4	85.5	2.6	67	2.9	74	1.5	38	1.00
TDGV-6420/3	3/8	-	3.4	85.5	2.6	67	2.4	61	1.5	38	1.00
TDGV-6410/4	-	1/2	3.4	85.5	2.6	67	3.1	78	1.5	38	1.45
TDGV-6420/4	1/2	-	3.4	85.5	2.6	67	2.7	70	1.5	38	1.45
TDGV-6410/5	-	5/8	3.4	85.5	2.6	67	3.1	78	1.5	38	1.70
TDGV-6420/5	5/8	-	3.4	85.5	2.6	67	2.8	71	1.5	38	1.70
TDGV-6410/6	-	3/4	3.4	113	3.5	89.5	3.9	98	2.0	50	3.50
TDGV-6420/6	3/4	-	3.4	113	3.5	89.5	3.6	92	2.0	50	3.50
TDGV-6420/7	7/8	-	3.4	113	3.5	89.5	3.7	94	2.0	50	3.50

注：Kv值为水在通过单向阀的压差等于0.1Mpa时的流量。单位：m^3/h，密度p=1000kg/m^3。
Note: The Kv Value is the water flow in m^3/h at a pressure drop across valve of 0.1Mpa, p=1000kg/m^3.

储液器阀TDY RECEIVER VALVE

特点 Feature

- 黄铜阀体
- 兼容所有的含氟制冷剂和油
- 工作温度范围-40℃至149℃
- 最大工作压力：4.8Mpa

- Forged brass body.
- Compatible with all CFC, HCFC and HFC refrigerants and oils.
- Working temperature range:-40℃~+149℃
- Max. Working Pressure：4.8Mpa

型号 TYPE		加液接口尺寸 Inlet connection SAE Flare	接口 connection NPT	Kv倍数 Kv Factor (m^3/h)
直身 Vertical	横身 Horizontal			
TDY-6110/22	TDY-6120/22	1/4"	1/4"	0.44
TDY-6110/23	TDY-6120/23	1/4"	3/8"	0.45
TDY-6110/32	-	3/8"	1/4"	1.35
TDY-6110/33	TDY-6120/33	3/8"	3/8"	1.35
TDY-6110/43	TDY-6120/43	1/2"	3/8"	2.40
TDY-6110/44	TDY-6120/44	1/2"	1/2"	3.40
TDY-6110/54	TDY-6120/54	5/8"	1/2"	3.30
TDY-6110/66	TDY-6120/66	3/4"	3/4"	6.00

型号 TYPE	外形尺寸(mm) Dimensions		
	L1	L2	L3
TDY-6110/21	70.56	48	27.5
TDY-6110/22	72	48	27.5
TDY-6110/23	77	50	29
TDY-6110/32			31
TDY-6110/33			
TDY-6110/43	88	55.5	34.5
TDY-6110/44	92		
TDY-6110/54			
TDY-6110/66	128	88	42.5
TDY-6120/22	72	48	27.5
TDY-6120/23	77	50	30
TDY-6120/33	80		
TDY-6120/43	93	55.5	
TDY-6120/44			33
TDY-6120/54	94		
TDY-6120/66	130	88	40

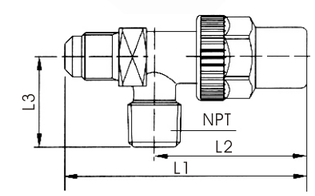

TDY-6120

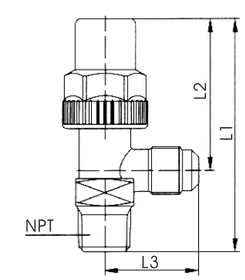

TDY-6110

油路截止阀TDOC CUT-OFF VALVE FOR OIL CIRCUIT

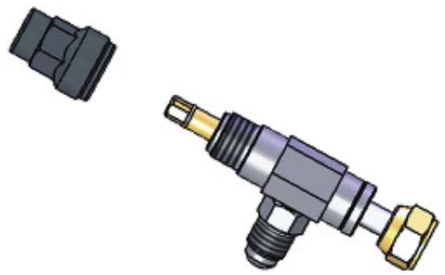

简介 Introduction

油路截止阀可安装在储液器接头、油分离器回油接头上、油位控制器进油接头上、油位控制器平衡接头上、平衡器接头上和油过滤器上，系统需要维修时，这些阀可以隔离任意一组压缩机油路配件，使其他压缩机正常工作。每个截止阀都有可360° 旋转的接口，可方便的安装在螺纹上。

Cut-off valve of oil circuit can be assembled on the oil return adapter of oil separator, the oil inlet adapter of oil level regulator, the equalizing adapter of oil level regulator, the balancer adpater and oil filter. These valves can separate any one group of oil circuit fittings of compressor when the system requires the maintenance in order to make other comppressors normally work. Every cut-off valve has the 360° rotary connection and can be assembled on the oil circuit conveniently.

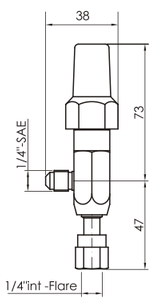

TDOC-1

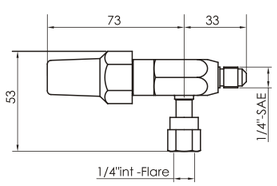

TDOC-2

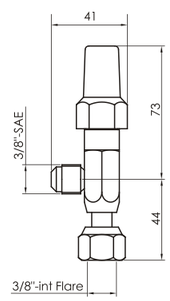

TDOC-3

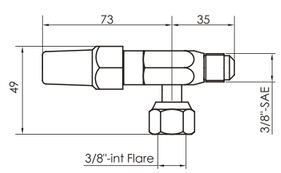

TDOC-4

型 号 TYPE	A	B	安装方式 Installation method
TDOC-1	1/4" SAE 阳接头 1/4" SAE male adapter	1/4" SAE 旋转纳子 1/4" SAE rotalock nut	立式 vertical
TDOC-2	1/4" SAE 阳接头 1/4" SAE male adapter	1/4" SAE 旋转纳子 1/4" SAE rotalock nut	卧式 horizontal
TDOC-3	3/8" SAE 阳接头 3/8" SAE male adapter	3/8" SAE 旋转纳子 3/8" SAE rotalock nut	立式 vertical
TDOC-4	3/8" SAE 阳接头 3/8" SAE male adapter	3/8" SAE 旋转纳子 3/8" SAE rotalock nut	卧式 horizontal

直角截止阀TDRV ROTALOCK VALVE


黄铜阀体镀镍
Nickel-plating on the brass valve body


钢阀体镀锡
Tin-plating on the steel valve body


冷链阀门
Cold chain valve


储油器阀门
Oil reservoir valve

简介 Introduction

直角截止阀是安装在制冷系统管路上起调节介质流量，启闭介质流动的作用。烧焊时请用含银焊料，并确保开关在打开位置避免温度超过800℃，以免连接管与阀体焊接处焊料溶解造成泄漏。

Rotalock valves are installed in the refrigeration system for adjusting the flow rate, oepning & closing the flow. Please using silver soldering and make sure the spindle is open and the temperature is lower than 800℃.

特点 Feature

- 最大工作压力：48bar
- 工作温度范围：-40℃～150℃
- 兼容CFC、HCFC、HFC和相应的油
- 100%测试
- 无石棉垫装材料

- Max. worrking pressure: 48bar.
- Working temperature range: -40℃～150℃
- Compatible with all CFC, HCFC and HFC refrigerants and oils.
- 100% leak testing.
- No asbestos gasket.

焊接式旋转锁定阀 Welding Rotalock Valve

安装时可以360° 旋转
Can move 360° during installation

型号 TYPE	接口尺寸 Connetion Size			
	英寸 inch	毫米 mm	M螺纹 Thread	S六角 Hex
TDRV-V01	3/8"	ϕ10	1"-14UNS	30
TDRV-V02	1-1/8"	ϕ28	1-3/4"-12UN	50
TDRV-V03	1-3/8"	ϕ35	1-3/4"-12UN	50
TDRV-V04	3/4"	ϕ19	1-1/4"-12UNF	36
TDRV-V05	7/8"	ϕ22	1-1/4"-12UNF	36
TDRV-V06	1/2"	ϕ12	1"-14UNS	30
TDRV-V07	7/8"	ϕ22	1-3/4"-12UN	50
TDRV-V07-1	7/8"	ϕ22	1-1/4"-12UNF	36
TDRV-V09	5/8"	ϕ16	1-1/4"-12UNF	36

焊接式 Welding Model

阀体(四方) Valve Body(Square)	型号 TYPE	D接口尺寸 D Connetion Size	
		英寸 inch	毫米 mm
□20	TDRV001	3/8"	10
	TDRV002	1/2"	12
	TDRV003	5/8"	16
□30	TDRV004	3/4"	19
	TDRV005	7/8"	22
	TDRV006	1-1/8"	28
□35	TDRV007	1-1/8"	28
	TDRV008	1-3/8"	35
	TDRV009	1-5/8"	42
□45	TDRV010	1-3/8"	35
	TDRV011	1-5/8"	42
	TDRV012	2-1/8"	54

HCR®

Valve Series 阀门系列

孔板节流阀TDP RESTRICTOR



简介 Introduction

节流阀用于单冷或冷暖机中起到正向节流、反向导通的作用，取代了毛细管节流方式。

The restrictor is mainly used in air-conditioning or heat pump system, the function is one direction flow restricting and the other direction flow pass. It replaces of the capillary flow restriction.

特点 Feature

- 适用范围：〈20P 机型
- 接管尺寸：3/8”、1/2”
- 阀芯规格范围：025-130
- 可根据制冷量更换阀芯
- 阀体和阀芯材料为黄铜、紫铜和PTFE
- 工作耐压：750 psi
- 工作温度：-40 ~ +121℃

- Application: 〈20P Model
- Tube size: 3/8”、1/2”
- Piston specification: 025-130
- Replace of piston according to the refrigerating capacity
- Valve body and piston materials are including of brass、copper and PTFE
- Working pressure: 750 psi
- Working temperature: -40 ~ +121° C

HCR 阀件与知名品牌对照表

Comparison table for TEIDAR valves to international brands

HCR 型号/Type	国际编号 International Code				
	CASTEL	MUELLER	EMERSON	CARLY	DANFOSS
DPV-3122/7	3122/7	B34235			
DPV-3122/9	3122/9	B34236			
DPV-3122/11	3122/11	B34237			
DPV-3122/13	3122/13	B34238			
DPV-3122/17	3122/17	B34239			
DPV-3142/7	3142/7				
DPV-3142/9	3142/9				
DPV-3142/11	3142/11				
DPV-3142/13	3142/13				
DPV-3142/17	3142/17				
TGV-6512/7	6512/7				
TGV-6512/9	6512/9				
TGV-6512/11	6512/11				
TGV-6512/13	6512/13				
TGV-6512/17	6512/17				
TGV-6542/9	6542/9				
TGV-6542/11	6542/11				
TGV-6542/13	6542/13				
TGV-6542/17	6542/17				
DCV-4	3122/2	A17934	ACK-4	CRCY2S	NRV6
DCV-6	3122/3	A17935	ACK-6	CRCY3S	NRV10
DCV-8	3122/4	A17936	ACK-8	CRCY4S	NRV12
DCV-10	3122/5	A17937	ACK-10	CRCY5S	NRV16
DCV-12	3122/6	A17938	ACK-12	CRCY6S	NRV19
DCV-14	3122/7	A17939	ACK-14	CRCY7S	NRV19
DCV-18		A17940	ACK-18		
DCV-22		A17941	ACK-22		
DCV-26		A17942	ACK-26		
DCV-34		A17943	ACK-34		
DCV-42		A17944	ACK-42		
DCV-50		A17981			
TDB-04	6590/2	A17859	ABV2		GBC6S
TDB-06	6590/3	A17860	ABV3		GBC10S
TDB-08	6590/4	A17861	ABV4		GBC12S
TDB-10	6590/5	A17862	ABV5		GBC16S
TDB-12	6590/6	A17863	ABV6		GBC18S
TDB-14	6590/7	A17864	ABV7		GBC22S
TDB-18	6590/9	A17865	ABV9		GBC28S
TDB-22	6590/11	A17866	ABV11		GBC35S
TDB-26	6590/13	A17867	ABV13		GBC42S
TDB-34	6590/17	A17868	ABV17		GBC54S
TDB-42	6590/21	A17869	ABV21		GBC67S
TDB-50	6590/25A	A17870	ABV25		GBC79S
TDGV-6410/2	6410/2				
TDGV-6410/3	6410/3				
TDGV-6410/4	6410/4				
TDGV-6410/5	6410/5				
TDGV-6410/6	6410/6				

HCR 型号/Type	国际编号 International Code				
	CASTEL	MUELLER	EMERSON	CARLY	DANFOSS
TDGV-6420/2	6420/2				
TDGV-6420/3	6420/3				
TDGV-6420/4	6420/4				
TDGV-6420/5	6420/5				
TDGV-6420/6	6420/6				
TDGV-6420/7	6420/7				
TDY-6110/21	6110/21				
TDY-6110/22	6110/22	A11031			
TDY-6110/23	6110/23	A13613			
TDY-6110/32	6110/32	A11030			
TDY-6110/33	6110/33	A13503			
TDY-6110/43	6110/43	A11042			
TDY-6110/44	6110/44				
TDY-6110/54	6110/54				
TDY-6110/66	6110/66				
TDY-6120/22	6120/22	A15073			
TDY-6120/23	6120/23				
TDY-6120/33	6120/33				
TDY-6120/43	6120/43				
TDY-6120/44	6120/44				
TDY-6120/54	6120/54				
TDY-6120/66	6120/66				
TDOC-1	6110/x15	B33803		HCYV12	
TDOC-2				HCYV12H	
TDOC-3	6110/x13	A17474		HCYV13	
TDOC-4				HCYV13H	
TDRV-V01					
TDRV-V02		B34416			
TDRV-V03		B34415			
TDRV-V04					
TDRV-V05		B34417			
TDRV-V06					
TDRV-V07					
TDRV-V09		B34418			
TDRV001					
TDRV002					
TDRV003		B34413			
TDRV004					
TDRV005		B34412			
TDRV006					
TDRV007		B34411			
TDRV008					
TDRV009					
TDRV010		B34594			
TDRV011		B34595			
TDRV012					

电磁阀系列
SOLENOID VALVE SERIES



三通热回收电磁阀TRV 3-WAY HEAT RECLAIM VALVE

简介 Introduction

热回收阀是采用合成密封材料的三通阀，是为将热气从正常冷凝器转向辅助冷凝器而专门设计的。

3-Way Heat Reclaim Valves have a pilot operated design that shifts the refrigerant flow to either the normal condenser or the reclaim condenser based on the heating requirements of the application.

三通热气除霜阀TDV 3-WAY HOT GAS DEFROST VALVE



简介 Introduction

热气除霜阀在一个或几个压缩机为多个冷藏柜提供制冷剂的系统中使用，中温和低温皆可。三通阀用于控制气体在排出集合管流到不同冷藏柜(除霜)中的流动，或者控制从冷藏柜到吸入管(制冷)的吸气。流动的方向取决于先导阀线圈是出于通电状态还是断电状态。这些三通阀仅供热气融霜使用。

3-Way hot gas defrost valves are used for gas defrost only. One or more compressors are used to provide refrigeration for multiple evaporators, both medium and low temperature. The 3-Way valves are used to control either the flow of gas off a discharge header to the various evaporators, or suction gas from the evaporators to the suction header. The direction of flow is dependent upon whether the pilot valve is energized or de-energized.

三通热回收电磁阀TRV / 三通热气除霜阀TDV

3-WAY HEAT RECLAIM VALVE / 3-WAY HOT GAS DEFROST VALVE

技术参数 Technic parameter

最小/最大换向压力 Min/Max P to reverse	25/500 psi	最高工作温度 Max operating temperature	300°F (148℃)
最大工作压力 Max. working pressure	650psi	最少使用寿命 Min life	200,000 次(cycles)
最小爆破压力 Min burst pressure	3250 psi	安装位置 Mounting position	任意 Any
适合制冷剂 Compatible refrigerants	R22, R134a,R404a,R407c,R410a,R502, R507		

型 号 Type	通径 (mm) Dimension	R22名义容量 R22 capacity (US ton)	适用容量范围(参考值)(KW) Capacity range(referance value)(KW)			接管尺寸 (英寸) Pipe size (inch)	
			R22/R407C Min/Max	R410A Min/Max	R134A Min/Max	D 管 D pipe	EC/ES 管 EC/ES pipe
TRV-0423 TDV-0423	8	1	1 / 4.9	1 / 5.5	1 / 3.9	5/16	3/8
TRV-0433 TDV-0433	8	1	1 / 4.9	1 / 5.5	1 / 3.9	3/8	3/8
TRV-0944 TDV-0944	11.1	2	2.6 / 9.8	2.6 / 11	2.6 / 7.7	1/2	1/2
TRV-2046 TDV-2046	15.5	6	4 / 19	5 / 24	3 / 15	1/2	3/4
TRV-2055 TDV-2055	15.5	6	4 / 19	5 / 24	3 / 15	5/8	5/8
TRV-3566 TDV-3566	15.5	6	11 / 38	13 / 47	9 / 29	3/4	3/4
TRV-3577 TDV-3577	20	10	11 / 38	13 / 47	9 / 29	7/8	7/8
TRV-3567 TDV-3567	20	10	11 / 38	13 / 47	9 / 29	3/4	7/8
TRV-4879 TDV-4879	25	13	23 / 47	27 / 59	19 / 36	7/8	1 1/8
TRV-4899 TDV-4899	25	13	23 / 47	27 / 59	19 / 36	1 1/8	1 1/8
TRV-48911 TDV-48911	25	13	23 / 47	27 / 59	19 / 36	1 1/8	1 3/8
TRV-70810 TDV-70810	26	20	18 / 72	21 / 91	14 / 56	1	1 1/4
TRV-70911 TDV-70911	26	20	18 / 72	21 / 91	14 / 56	1 1/8	1 3/8
TRV-1001012 TDV-1001012	35	30	26 / 109	31 / 137	22 / 85	1 1/4	1 1/2
TRV-1001013 TDV-1001013	35	30	26 / 109	31 / 137	22 / 85	1 1/4	1 5/8

卸载电磁阀TUS UNLOADING SOLENOID VALVE

简介 Introduction

- 卸载电磁阀是一次开启式电磁阀，适用于单向流动。
- 卸载电磁阀用于冷冻、冷藏和空气调节装置的压缩机上，根据热负荷的减少情况进行自动卸载，从而使压缩机节能，并延长使用寿命。
- 卸载电磁阀的阀座与密封处具有很好的密封性。
- 卸载电磁阀可提供整体供货，也可分体供货，即阀体和线圈分开单独供货。

- Unloading solenoid valve is a direct-operated valve, which is applicable to one direction flow.
- Unloading solenoid valve is used on the compressor of the freezer, cold store and air conditioning unit. It will automatically unload in accordance with the decrease of heat load so that it coule save the compressor energy and extend the service life of compressor.
- The valve seat of unloading solenoid valve is well sealed with perfect sealing performance.
- Both packed and separated unloading solenoid valve are available and it means the valve body could be supplide separately from the solenoid.

特点 Feature

- 只提供常闭（NC）型阀；
- 设计耐温可达110℃；
- 10W的大功率电磁线圈，最大工作压差（MOPD）可达2.1Mpa；
- 可用于冷冻、冷藏和空气调节装置的各种压缩机；
- 使用寿命长的密封线圈，可在恶劣环境条件下使用。

- Only NC type solenoid valve is avaiable.
- The max, design temperature is 110℃.
- 10W high power solenoid and max. operating pressure differential（MOPD）is 2.1Mpa.
- It is applicable to various compressors in freezer, cold store and air conditioning unit.
- The sealed solenoid has a long service life and it can be used even in an adverse circumstance.

技术参数 Technic Parameter

适用制冷剂	Applicable Refrigerant	HCFC or HFC
适用介质温度	Applicable Medium Temperature	-25℃~+110℃
线圈的适用环境温度	Applicable Ambient Temperature for Solenoid	-25℃~+50℃
线圈的标准电压	Standare Voltage for Solenoid	AC110V / AC 220V ,50/60Hz
线圈的允许电压波动	Allowable Voltage Fluctuation for Solenoid	+10%~-15%

选型 Specification

型 号 Type	接口 Connection		开启压差 Pressure Differential to Open Valve P (Mpa)		最大工作压力 Max. Operating Pressure PB (Mpa)	电压 Voltage
	进口端 Inlet	出口端 Outlet	最小 Min.	最大工作压力差Max. Operating Pressure Differential (MOPD)		
TUS-001	法兰连接 Flanged Connection		0.0	2.1	3.0	220V
TUS-002			0.0	2.1	3.0	110V

电磁阀TVR SOLENOID VALVE

简介 Introduction

电磁阀为直动或伺服式电磁阀，用于氟化物制冷剂的液体管路，吸气管路和热汽管路。TVR型电磁阀可提供整体供货，如果需要也可提供分体供货即可以提供单独的零部件，如阀体，电磁阀线圈和法兰等。

Solenoid valve is direct or servo operated solenoid valves for liquid ,suction,and hot gas lines with fluorinated refrigerants.TVR solenoid valve is supplied complete or as separate components,I,e. valve body,coil and flanges,if required can be ordered separately.

特点 Feature

- 可用于冷藏，冻结，空气调节装置和各种场合
- 多种交流和直流电磁阀线圈的宽阔选择
- 适合于所有氟化物制冷剂
- 用于焊接连接的加长接口使安装简便，当焊接时不需要拆除阀体
- TVR 也可提供法兰连接电磁阀
- 接口尺寸从1/4"~2-1/8"可供选择

- Complete range of solenoid valves for refrigeration, freezing and air conditioning plant.
- Wide choice of coils for A.C.and D.C.
- Suitable for all fluorinated refrigerants.
- Extended ends for soldering make installation easy. it is not necessary to dismantle the valve when soldering in.
- Flange connections are available
- Copper connection sizes are ranged from1/4" to 2-1/8".

主要零件材料 Materials of Main Parts

零部件名称 Item	材料牌号或名称 Material	符合标准或要求 Standard
阀体 Valve Body	QT400	GB 1378-78
阀盖 Valve Cap	Brass: Hpb59-1	GB/T 5231-2001
铜管 Copper tube	Copper: TP2Y2(T2Y2)	GB 1527-1997
密封垫 Gasket	PTFE	JB/T 8873-1989
弹簧 Spring	65Mn	GB/T 1239.2-1989
O型圈 O-ring	Rubber: HNBR	QC/T 666-2000

线圈参数 Specifications of coils

- 环境温度为-40℃~+80℃
- 允许电压波动：+10~-15%
- 电压:12V DC / 220-230V AC 频率为50/60Hz
- 防护等级 IP65

- Ambient temperature -40℃~ +80℃
- Allowed range of voltage changer:+10~-15%
- Voltage:12V DC / 220-230V AC; Frequency 50/60Hz
- Protect level IP65

电磁阀TVR SOLENOID VALVE

技术参数 Technic Parameter

型 号 Type	电磁阀开启压差使用标准线圈△p(bar)The pressure difference when the solenoid valve can be activated,using slandard loop			介质温度（℃）Media Temperature	最大工作压力（Mpa）Max.working pressure	Kv值 (m^3/h) Kv value
	最小 least	最大工作压差MOPD(液体) The maximum working pressure difference,MOPD(liquid)				
		10W a.c	12W a.c			
TVR3	0.0	21	25	-40~+105	3.5	0.27
TVR6	0.05	21	25	-40~+105	3.5	0.8
TVR10	0.05	21	25	-40~+105	3.5	1.9
TVR15	0.05	21	25	-40~+105	3.5	2.6
TVR20	0.05	21	25	-40~+105	3.2	5.0
TVR22	0.05	21	25	-40~+105	3.2	6.0
TVR25	0.20	21	25	-40~+105	3.2	10.0
TVR32	0.20	21	25	-40~+105	3.2	16.0
TVR40	0.20	21	25	-40~+105	3.2	25.0

- Kv值为水在通过电磁阀的压差等于0.1Mpa时的流量，单位为m^3/h。密度 ρ =1000kg/m^3
- 气态介质的MOPD约高0.1Mpa
- The Kv value is the water flow in m^3/h at a pressure drop across valve of 0.1Mpa, ρ =1000kg/m^3
- MOPD tor meda in gat from is opprax 0.1 Mpagreater

型号 TYPE	流体制冷量（Kw） Liquid Refrigeration Quantity											
	液体 Liquid				气体 Vapour				热气体 Hot Gas			
	R22	R134a	R404A R507	R407C	R22	R134a	R404A R507	R407C	R22	R134a	R404A R507	R407C
TVR3	5.40	5.00	3.80	5.08	-	-	-	-	2.50	2.00	2.00	2.43
TVR6	16.10	14.80	11.20	15.13	1.80	1.30	1.60	1.60	7.40	5.90	6.00	7.18
TVR10	38.20	35.30	26.70	35.91	4.30	3.10	3.96	3.96	17.50	13.90	14.30	16.98
TVR15	52.30	48.30	36.50	49.16	5.90	4.20	5.30	5.43	24.00	19.00	19.60	23.28
TVR20	101.00	92.80	70.30	94.90	11.40	8.10	10.20	10.49	46.20	36.60	37.70	44.81
TVR22	121.00	112.00	84.30	113.70	13.70	9.70	12.20	12.60	55.40	43.90	45.20	53.74
TVR25	201.00	186.00	141.00	188.90	22.80	16.30	20.40	20.98	92.30	73.20	75.30	89.53
TVR32	322.00	297.00	252.00	302.50	36.50	26.10	32.60	33.58	148.00	117.00	120.00	143.56
TVR40	503.00	464.00	351.00	472.70	57.00	40.80	51.00	52.44	231.00	183.00	188.00	224.07

- 液体和吸气名义制冷量的工况条件为：蒸发温度te=-10℃；阀前液体温度tl=+25℃，经过电磁阀压力降△p=0.015Mpa
- 热气名义制冷量的工况条件为：冷凝温度t=+40℃；经过阀压力降△p=0.08Mpa; 热气温度tn=+65℃；液体制冷剂过冷度△tsub=4k
- Rated liquid and suction vapour capacity is based on evaporating tempetature t=-10℃ liquid temperature ahead of valve t=+25℃,and pressure drop in valve△p=0.015Mpa
- Rated hot gas capacity is based on condensing temperature tc=+40℃;pressure drop across valve △p=0.08Mpa; hot gas temperature t=+65℃;and subcooling of refrigerant△tsub=4k

电磁阀TVR SOLENOID VALVE

主要外形尺寸 Main Dimension



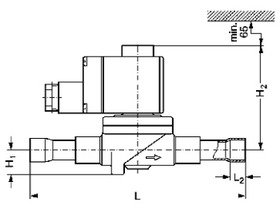

TVR3-22



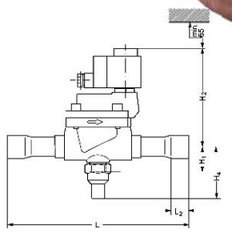

TVR25

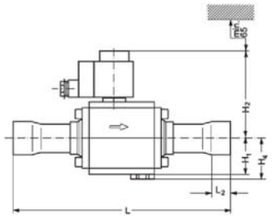

TVR32-40

型号 TYPE	接口尺寸ODF Connection		H1		H2		H4		L		L2	
	Inch	mm	Inch	mm	Inch	mm	Inch	mm	Inch	mm	Inch	mm
TVR3	1/4	6	0.5	14	2.8	71	_	_	4.0	102	0.3	7
	3/8	10	0.5	14	2.9	73	_	_	4.6	117	0.4	10
TVR6	3/8	10	0.5	14	3.1	79	_	_	4.4	111	0.4	10
	1/2	12.8	0.5	14	3.1	79	_	_	5.0	127	0.4	10
TVR10	1/2	12.8	0.6	16	3.1	79	_	_	5.0	127	0.4	10
	5/8	16	0.6	16	3.1	79	_	_	6.3	160	0.5	12
TVR15	5/8	16	0.7	19	3.4	86	_	_	6.9	176	0.5	12
	7/8	22	0.7	19	3.4	86	_	_	6.9	176	0.7	17
TVR20	7/8	22	0.8	20	3.5	90	_	_	7.5	191	0.7	17
	1-1/8	28.8	0.8	20	3.5	90	_	_	8.4	214	0.8	22
TVR22	1-3/8	35.0	0.8	20	3.5	90	_	_	11.1	281	1.0	25
TVR25	1-1/8	28.8	1.5	38	5.4	138	2.8	72	10.0	256	0.8	22
	1-3/8	35.0	1.5	38	5.4	138	2.8	72	11.0	281	1.0	25
TVR32	1-3/8	35.0	1.9	47	4.4	111	2.1	53	11.0	281	1.0	25
	1-5/8	42.0	1.9	47	4.4	111	2.1	53	11.0	281	1.1	29
TVR40	1-5/8	42.0	1.9	47	4.4	111	2.1	53	11.0	281	1.1	29
	2-1/8	54.0	1.9	47	4.4	111	2.1	53	11.0	281	1.3	34

膜片式电磁阀TDS DIAPHRAGM SOLENOID VALVE

简介 Introduction

膜片式电磁阀是制冷系统中控制制冷工质通、断和实现制冷系统自动化控制的自控元件，广泛应用于制冷压缩机组、中央空调、冷冻冷藏设备、大巴空调等管路系统中。

Diaphragm Solenoid Valve is an automatic control parts used in refrigeration system to Control the refrigerant to pass or not pass,the valve is widely used in compressor group,central air-conditioning,coid-storage equi pment and bus air-conditioning system.

技术参数 Technic Parameter

制冷剂	Refrigerant	CFC HCFC HFC
介质温度	Medium Temperature	-35℃~+105℃
使用寿命	Service. Life	10000次(cyeles)
最大开阀压力	Max. Opening Pressure	2.5Mpa
最小开阀压力	Min. Opening Pressure	0.3Mpa
工作压力	Working Pressure	3.0Mpa
线圈的允许电压波动	Allowable Voltage Fluctuation for Solenoid	+10%~-15%

型号 TYPE	流体制冷量（KW） Liquid Refrigeration Quantity												Kv值 Kv value (m^3/h)
	液体 Liquid				气体 Vapour				热气体 Hot Gas				
	R134a	R22	R407C	R404A	R134a	R22	R407C	R404A	R134a	R22	R407C	R404A	
TDS-1020/2	2.95	3.15	3.28	2.08	-	-	-	-	1.49	2.05	2.03	1.75	0.175
TDS-1020/3	3.88	4.14	4.31	2.74	-	-	-	-	1.96	2.69	2.67	2.3	0.23
TDS-1028/2	2.53	2.7	2.81	1.79	-	-	-	-	1.28	1.76	1.74	1.5	0.15
TDS-1028/3	3.88	4.14	4.31	2.74	-	-	-	-	1.96	2.69	2.67	2.3	0.23
TDS-1064/3	13.5	14.4	15	9.5	1.73	2.16	2.14	1.81	6.8	9.4	9.3	8	0.8
TDS-1064/4	13.5	14.4	15	9.5	1.73	2.16	2.14	1.81	6.8	9.4	9.3	8	0.8
TDS-1068/3	13.5	14.4	15	9.5	1.73	2.16	2.14	1.81	6.8	9.4	9.3	8	0.8
TDS-1064/4	13.5	14.4	15	9.5	1.73	2.16	2.14	1.81	6.8	9.4	9.3	8	0.8
TDS-1070/4	37.1	39.6	41.2	26.2	4.75	5.94	5.9	4.97	18.7	25.7	25.6	22	2.2
TDS-1070/5	44	47	48.9	31.1	5.64	7.05	6.99	5.9	22.2	30.5	30.3	26.1	2.61
TDS-1078/4	37.1	39.6	41.2	26.2	4.75	5.94	5.9	4.97	18.7	25.7	25.6	22	2.2
TDS-1078/5	44	47	48.9	31.1	5.64	7.05	6.99	5.9	22.2	30.5	30.3	26.1	2.61
TDS-1078/9	168.5	180	187.4	119	21.6	27	26.8	22.6	85	117	116.2	100	10
TDS-1078/11	269.6	288	299.8	190.4	34.6	43.2	42.9	36.2	136	187.2	185.9	160	10
TDS-1090/5	64	68.4	71.2	45.2	8.2	10.3	10.2	8.6	32.3	44.5	44.2	38	3.8
TDS-1070/6	80.9	86.4	90	57.1	10.4	13	12.9	10.8	40.8	56.2	55.8	48	4.8
TDS-1079/7	44	47	48.9	31.1	5.64	7.05	6.99	5.9	22.2	30.5	30.3	26.1	2.61
TDS-1079/11	168.5	180	187.4	119	21.6	27	26.8	22.6	85	117	116.2	100	10
TDS-1079/13	269.6	288	299.8	190.4	34.6	43.2	42.9	36.2	136	187.2	185.9	160	16
TDS-1098/7	96	102.6	106.8	67.8	12.3	15.4	15.3	12.9	48.5	66.7	66.2	57	5.7
TDS-1099/9	96	102.6	106.8	67.8	12.3	15.4	15.3	12.9	48.5	66.7	66.2	57	5.7
TDS-1099/11	168.5	180	187.4	119	21.6	27	26.8	22.6	85	117	116.2	100	10

注：Kv值为水在通过单向阀的压差等于0.1Mpa时的流量。单位：m^3/h，密度p=1000kg/m^3。
Note: The Kv Value is the water flow in m^3/h at a pressure drop across valve of 0.1Mpa, p=1000kg/m^3.

膜片式电磁阀TDS DIAPHRAGM SOLENOID VALVE

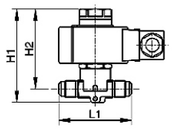

TDS-1020/2
TDS-1020/3
TDS-1064/3
TDS-1064/4

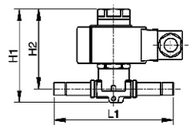

TDS-1028/2
TDS-1028/3
TDS-1068/3
TDS-1068/4

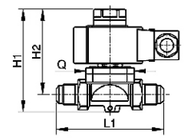

TDS-1090/5
TDS-1090/6

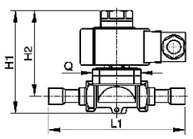

TDS-1098/7
TDS-1099/9

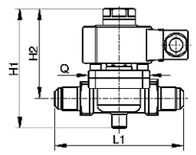

TDS-1070/4
TDS-1070/5
TDS-1070/6

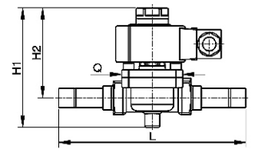

TDS-1078/4
TDS-1078/5
TDS-1079/9

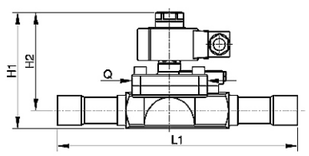

TDS-1078/9
TDS-1079/11

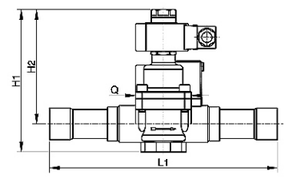

TDS-1099/11
TDS-1078/11
TDS-1079/13

型号 TYPE	接口尺寸 (in)Connection		孔径 Porting	H1		H2		L1		Q	
	螺纹口 SAE	焊接口 ODF	(mm)	Inch	mm	Inch	mm	Inch	mm	Inch	mm
TDS-1020/2	1/4	-	2.5	3.0	75	2.5	62.5	2.3	58	-	-
TDS-1020/3	3/8	-	3.0	3.0	75	2.5	62.5	2.6	65	-	-
TDS-1028/2	-	1/4	2.2	3.0	75	2.5	32.5	4.9	125	-	-
TDS-1028/3	-	3/8	3.0	3.0	75	2.5	62.5	4.9	125	-	-
TDS-1064/3	3/8	-	7.0	3.2	82	2.7	69.5	2.6	68	-	-
TDS-1064/4	1/2	-	7.0	3.2	82	2.7	69.5	2.8	72	-	-
TDS-1068/3	-	3/8	7.0	3.2	82	2.7	69.5	4.5	111	-	-
TDS-1068/4	-	1/2	7.0	3.2	82	2.7	69.5	5.0	127	-	-
TDS-1070/4	1/2	-	12.5	3.6	91	3.0	75	3.9	100	1.8	45
TDS-1070/5	5/8	-	12.5	3.6	91	3.0	75	4.2	106	1.8	45
TDS-1078/4	-	1/2	12.5	3.6	91	3.0	75	5.0	127	1.8	45
TDS-1078/5	-	5/8	12.5	3.6	91	3.0	75	6.9	175	1.8	45
TDS-1078/9	-	1-1/8	25.5	4.5	115	3.8	96	9.8	250	3.1	80
TDS-1078/11	-	1-3/8	27.0	6.8	175	5.4	138	10.9	278	2.8	80
TDS-1090/5	5/8	-	16.5	4.2	106	3.0	78	4.7	120	2.2	57
TDS-1090/6	3/4	-	16.5	4.2	106	3.0	78	4.9	124	2.2	57
TDS-1079/7	-	7/8	12.5	3.6	91	3.0	75	7.5	190	1.8	45
TDS-1079/11	-	1-3/8	25.5	4.5	115	3.8	96	11.5	292	3.1	80
TDS-1079/13	-	1-5/8	27.0	6.8	172	5.4	138	10.9	278	2.8	80
TDS-1098/7	-	7/8	16.5	4.2	106	3.0	78	7.1	180	2.2	57
TDS-1099/9	-	1-1/8	16.5	4.2	106	3.0	78	8.5	216	2.2	57
TDS-1099/11	-	1-3/8	25.0	6.2	157	5.0	127	10.9	277	2.8	68

电压为24~220V AC；频率为50/60Hz；防护等级IP65 Voltage 24-200V AC; Frequency 50/60Hz; Protect level IP56

常闭电磁阀FDF NORMALLY CLOSE SOLENOID VALVE

简介 Introduction

常闭电磁阀分为直动式和先导式，主要用于冷冻冷藏、空调机和热泵等系统的冷媒控制。

Normally close solenoid valves have direct type and servo-operated type, which are mainly used for refrigerant control in freezing refrigeration, air conditioning and heat pump system.

特点 Feature

- 线圈：体积小、功耗低、可靠性好
- 开启性能好，最大工作压差大
- 使用寿命≥10万次
- Coils: Compact design, low power consumption, reliable operation.
- Good performance of open, big for the max. working pressure difference
- Service life ≥100,000 times.

适用范围 Application

- 制冷剂：R22, R407C, R410A等
- 介质温度：-30℃ ~ +120℃
- 环境温度：-30℃ ~ +50℃
- 相对湿度：95%以下
- Refrigerant: R22, R407C, R410A etc.
- Fluid temperature: -30 ℃~ +120℃
- Ambient temperature: -30℃ ~ +50℃
- Relative humidity: below 95%
- 最高工作压力：4.2 Mpa
- 安装位置：液管，吸排气口；线圈朝上，垂直阀体，垂直度在±15° 偏差内；冷媒流向为箭头方向
- Max. working pressure: 4.2 Mpa
- Installation site: Liquid line, suction and discharge ports. Put coil upwards, perpendicular to body,perpendicularity within ± 15° . Arrow direction is refrigerant flow direction.

阀体技术参数 Valve body specification and parameter

产品系列 Product series	动作型式 Operation way	动作方式 Operation type	通径 (mm) Port	Kv(m^3/h)	内漏 Internal Leak (△P=2.1MPa) (ml/min)	工作压力差 (MPa) Operation pressure difference		接管外径 (inch) OD of connection tube
						Min	Max	
FDF 2A	常闭 open when be in energized	直动式Direct	ϕ1.9	0.08	≤300	3.4	0	1/4
FDF2.5A		先导式Servo-operated	ϕ 2.5	0.20	≤300	3.4	0.01	1/4
FDF 3A			ϕ 3	0.26	≤500	3.4	0.01	1/4
FDF 4A			ϕ 4	0.30	≤500	3.4	0.01	1/4
FDF 6A			ϕ 5.8	0.56	≤500	3.4	0.01	5/16

线圈电气参数 Solenoid coil electric parameter

分类Classify	额定电压V Rated Voltage	电压波动范围 Voltage fluctuation	频率 Frequency
BMC塑封系列(B级) BMC plastic packaged	AC220~240V、AC230V、AC220V、AC200V、AC120V、AC100~110V、AC24V	85%~110%	50/60 Hz

压力容器系列
PRESSURE VESSEL SERIES

气液分离器TDQ SUCTION LINE ACCUMULATOR

简介 Introduction

制冷循环系统中，当制冷剂回到压缩机前必须完全气化。因此在制冷剂进入压缩机前必须将气态和液态分离，让气态制冷剂进入压缩机，才不会让压缩机导致液击，液态制冷剂在器体内慢慢蒸发，待蒸发后才会进入压缩机。为了使系统中残存冷冻油回到压缩机，在气液分离器中的回气管底部设有回油孔，在系统中残存的冷冻油到了气液分离器中，会随气态制冷剂一起回到压缩机中。有了气液分离器的保护，压缩机的寿命才会更持久，系统循环才会更正常。

In circulatory system, the refrigerant must be convert became gas before returning to compressor. So it has to separate gas and liquid before the refrigerant enters into the compressor. And let the gas refrigerant enters into the compressor will not cause strike. The liquid refrigerant evaporate slowly in the vessel, then enter the compressor after evaporation. In order to make the residual refrigerant oil come back to compressor, there is no hole in the bottom of tube in Accumulator which may let the oil come back. When the residual refrigerant in the system come into Accumulator, it will go back to compressor with gas refrigerant. Because of the protection from Accumulator, The life time of compressor can be longer and the circulatory system can run better.

技术参数 Technic Parameter

制冷剂 Refrigeration oil	R22/R134a/R404A/R407C/R502/R507	介质温度 Medium temperature	−40 → +120℃
最大工作压力 Max. working pressure	3000Kpa	最大试验压力 Max. testing pressure	3600Kpa

选型参数 Type choosing parameter

型 号 Type	在下列蒸发温度时的制冷量（Kw） The refrigeration oil volume based on below vaporize temperature						制冷剂容量(L) Refrigeration oil volume
	R22		R134a		R404A		
	−18℃	5℃	−18℃	5℃	−18℃	5℃	
TDQ-204	3.2	7.0	2.17	4.3	2.8	4.6	1.5L
TDQ-205	4.9	10.5	2.8	6.0	4.2	7.0	1.8L
TDQ-206	6.3	14.1	3.2	8.1	5.3	9.2	3.8L
TDQ-207	11.6	25.7	6.3	14.0	9.5	16.2	4.3L
TDQ-208	18.9	41.5	10.9	25.3	15.5	26.7	7.3L
TDQ-209	29.9	66.1	16.2	37.6	25.3	42.9	9.6L
TDQ-210	45.0	101.3	25.7	59.8	37.6	64.0	10.4L
TDQ-595	5.1	11.8	2.7	7.1	4.5	7.2	2.4L
TDQ-596	6.3	14.1	3.2	8.1	5.3	9.2	2.4L
TDQ-597	11.6	25.7	6.3	14.0	9.5	16.2	2.4L
TDQ-5126	6.3	14.1	3.2	8.1	5.3	9.2	3.3L
TDQ-5127	11.6	25.7	6.3	14.0	9.5	16.2	3.3L
TDQ-5137	11.6	25.7	6.3	14.0	9.5	16.2	3.5L
TDQ-5139	18.9	41.5	10.9	25.3	15.5	26.7	3.5L
TDQ-5179	18.9	41.5	10.9	25.3	15.5	26.7	4.7L
TDQ-51711	29.9	66.1	16.2	37.6	25.3	42.9	4.7L
TDQ-61411	29.9	66.1	16.2	37.6	25.3	42.9	6.0L
TDQ-62013	45.0	101.3	25.7	59.8	37.6	64.0	8.8L

气液分离器TDQ SUCTION LINE ACCUMULATOR

型 号 Type	进出口(in) Inlet and outlet	A (mm)	B (mm)	D (mm)
TDQ-204	1/2	254	52	102
TDQ-205	5/8	294	52	102
TDQ-206	3/4	316	75	140
TDQ-207	7/8	356	75	140
TDQ-208	1-1/8	450	85	159
TDQ-209	1-3/8	574	85	159
TDQ-210	1-5/8	624	85	159
TDQ-595	5/8	257	70	127
TDQ-596	3/4	257	70	127
TDQ-597	7/8	262	70	127
TDQ-5126	3/4	332	70	127
TDQ-5127	7/8	337	70	127
TDQ-5137	7/8	358	70	127
TDQ-5139	1-1/8	363	70	127
TDQ-5179	1-1/8	465	70	127
TDQ-51711	1-3/8	465	70	127
TDQ-61411	1-3/8	390	85	159
TDQ-62013	1-5/8	548	85	159

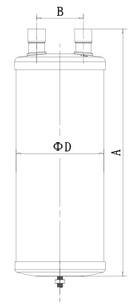

气液分离器TDQ SUCTION LINE ACCUMULATOR

型 号 Type	接口 ODF	A (mm)	B (mm)	D (mm)	E (mm)	F (mm)	容积 Volume
TDQ-1817	2-1/8	540	100	219	200	10.8	18L
TDQ-2117	2-1/8	495	120	273	—	10.8	21L
TDQ-3521	2-5/8	610	173	325	274	12.5	35L
TDQ-7034	4-1/4	630	200	450	390	12.5	70L
TDQ-221	2-1/8	586	120	273	194	10.8	26L
TDQ-225	2-5/8	763	127	273	194	10.8	34L
TDQ-231	3-1/8	767	150	325	230	10.8	47.8L

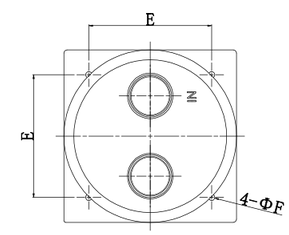

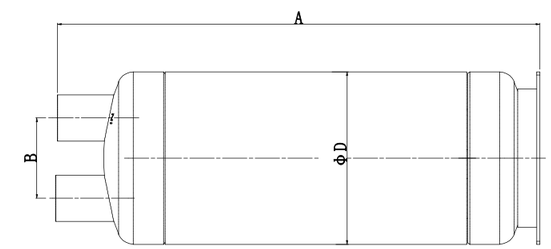

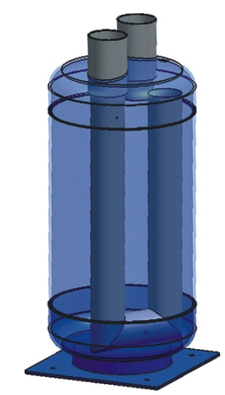

●因底座结构形式不同，“A”的尺寸会有相应变动。
●Size "A" will be changed as of the base frame different.

热交换气液分离器TDHR HEAT EXCHANGER ACCUMULATOR



简介 Introduction

在空调制冷系统中,制冷剂管路可分为高压和低压两部分,高压制冷剂的温度较高,需要冷凝器来冷却，而经过蒸发器的低压，需要气液分离器来分离气态和液态的制冷剂，而液态的制冷剂则需要时间和温度升高蒸发，成为气态后才能进入压缩机，避免液压缩，以延长压缩机的使用寿命。

热交换气液分离器的功能是把高压、高温需要冷却的制冷剂与低压低温需要温度来蒸发的制冷剂两个管路集中通过一个容器中，相互以高低温传递，使得需要冷却的制冷剂得到低温，需要加热的制冷剂得到高温，在经过这一冷热交换的作用后，系统的效率将会大大提升，才能达到更好的制冷效果。

The refrigeration line has high pressure and low pressure parts, high pressure refrigerant are with high temperature, which need condenser to cool down and obtain the low temperature And the low pressure gas should be separated of the gas and liquid refrigerants The liquid refrigerant will take time to rise the temperature, it should evaporate into gas before entering into compressor.

The function of heat exchanger is to combine the high pressure & high temperature refrigerant and the low pressure & low temperature into one vessel ,to cool the hot refrigerant and heat up the cold refrigerant.After passes through the heat exchange function, the system efficiency will be able to achieve the best refrigeration effect.

特点 Feature

- 耐久的坚固钢壳体
- 耐腐蚀环氧树脂静电喷漆
- 最大工作压力：28bar
- 推荐在蒸发温度低于-15℃的制冷装置中安装TDHR系列热交换器
- TEIDAR储液器兼容HFC、HCFC、CFC制冷剂和它们相应的油

- Sturdy steel shells for long life
- Corrosion resistant epoxy powder paint fi nish
- Maximum working pressure: 28bar
- It is strongly recommended to assemble TDHR Series Cooling & He-ating Exchanger to the refrigeration system whose evapour tem-perature lower phan -15℃
- Products are compatible with HFCs, HCFCs, CFCs, as well as with their associated oils and additives

热交换气液分离器TDHR HEAT EXCHANGER ACCUMULATOR

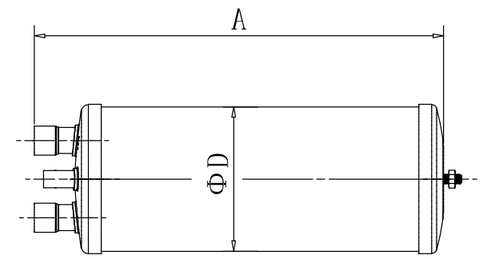

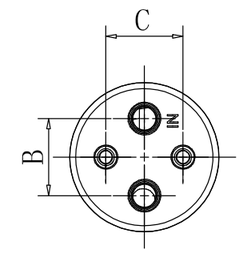

型 号 Type	低压接口(in) Low pressure connection	高压接口(in) High pressure connection	A(mm)	B(mm)	C(mm)	D(mm)	制冷剂容量(L) Refrigeration oil volume
TDHR-2404	1/2	3/8	254	52	52	102	1.5L
TDHR-2405	5/8	3/8	294	52	52	102	1.8L
TDHR-2406	3/4	1/2	316	75	75	140	3.8L
TDHR-2407	7/8	1/2	356	75	75	140	4.3L
TDHR-2411	1-1/8	5/8	450	85	85	159	7.3L
TDHR-2413	1-3/8	3/4	574	85	85	159	9.6L
TDHR-2415	1-5/8	7/8	624	85	85	159	10.4L
TDHR-2417	2-1/8	7/8	629	85	85	159	10.4L

型 号 Type	在下列蒸发温度时的制冷量（Kw） The refrigeration oil volume based on below vaporize temperature						制冷剂容量(Kg) Refrigeration oil volume	
	R22		R134a		R404A		R22R134a	R404A
	-18℃	5℃	-18℃	5℃	-18℃	5℃	5℃	
TDHR-2404	3.2	7.0	2.17	4.3	2.8	4.6	1.73	1.60
TDHR-2405	4.9	10.5	2.8	6.0	4.2	7.0	2.03	1.88
TDHR-2406	6.3	14.1	3.2	8.1	5.3	9.2	4.02	3.72
TDHR-2407	11.6	25.7	6.3	14.0	9.5	16.2	4.78	4.43
TDHR-2411	18.9	41.5	10.9	25.3	15.5	26.7	8.60	8.00
TDHR-2413	29.9	66.1	16.2	37.6	25.3	42.9	11.23	10.40
TDHR-2415	41.0	79.2	24.1	50.8	32.6	53.0	12.36	11.45
TDHR-2417	49.6	92.4	35.4	71.7	42.8	75.3	17	15

储液、分液、省能热交换器TDH

REFRIGERATION HEAT EXCHANGER ACCUMULATORS & LIQUID RECEIVERS

简介 Introduction

储液及分液省能热交换器采用气液分离器、储液器和热交换器组合设计，能有效调节系统液体流量功能，更能发挥冷冻能力，保证压缩机的最佳运行。

Refrigeration Heat Exchanger Accumulators & Liquid Receiver is designed by combining Liquid Accumulator,Liquid Receivers and Heat Exchanger. TDH can effectively adjust the liquid flowing capacity and promote the ability of refrigeratings and ensure the normal working of compressor.

特点 Feature

- 节省用电：将旧式低压液分离因滴水而浪费的冷度和电力完全回收到高压储液器液体内而增强冷度，又节省用电。
- 增强冷冻效果：因高压储液器和低压气液分离器内之冷媒，进行热交换而产生过冷却和适当过热，使循环中的冷媒（焓）值增加，在蒸发时能发挥到最大冷冻能力。
- 避免液压缩，确保没有液体回流到压缩机中引起液体压缩。
- 不滴水免保温
- 省工省料空间
- 增加价值感，提升整机美观，没有滴水、发霉发臭、污染周围环境的现象。

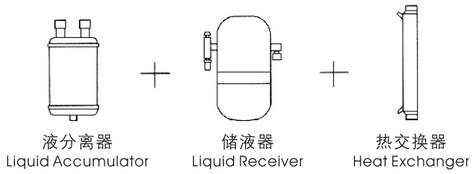

Energy Saving: use the cold and power wasted by water dropping of the former low-pressure accumulator to return to the high-pressure accumulator to improve the cold degree and saved power.

Higher Refrigeration Effect: because the heat exchange between the accumulator and liquid receiver, increase the over-heating of the system, and increase the refrigeration effective.

Avoid the liquid compression, ensure that no liquid returns into the compressor to cause liquid compression. No condensation drops of water and no preservation material needed

Saving works saving installation material and saving space of installation in the equipment.

Looks beautiful and diaphanous. No moldy and water drop because of condensation.No pollution to the environment.

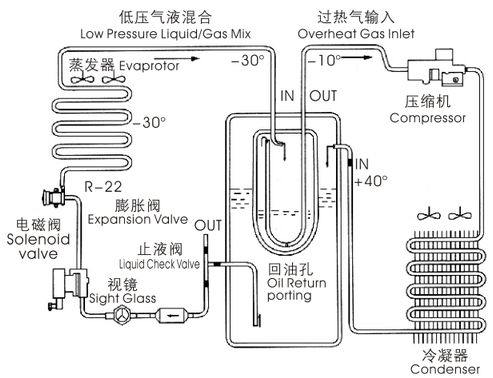

储液、分液、省能热交换器TDH

REFRIGERATION HEAT EXCHANGER ACCUMULATORS & LIQUID RECEIVERS

技术参数 Technic parameter

型号 TYPE	运用马力(HP) Compressor	蒸发温度(℃) Evaporating Temp.	高压储液量(L) High Pressure Total Volume	低压储液量(L) High Pressure Total Volume
TDH-304	1	+5	0.9	0.5
	3/4	-10	0.9	0.5
	1/2	-30	0.9	0.5
TDH-305	2	+5	1.9	0.9
	1.5	-10	1.9	0.9
	1	-30	1.9	0.9
TDH-307	5	+5	3.1	2.4
	3	-10	3.1	2.4
	2	-30	3.1	2.4

型号 TYPE	运用马力(HP) Compressor	蒸发温度(℃) Evaporating Temp.	高压储液量(L) High Pressure Total Volume	低压储液量(L) High Pressure Total Volume
TDH-411	10	+5	4.5	4.2
	7.5	-10	4.5	4.2
	5	-30	4.5	4.2
TDH-513	15	+5	5.8	5.2
	10	-10	5.8	5.2
	7.5	-30	5.8	5.2
TDH-515	20	+5	8	6.3
	15	-10	8	6.3
	10	-30	8	6.3
TDH-721	40	+5	12	10
	30	-10	12	10
	20	-30	12	10

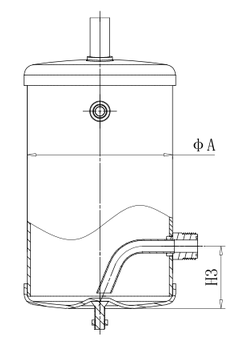

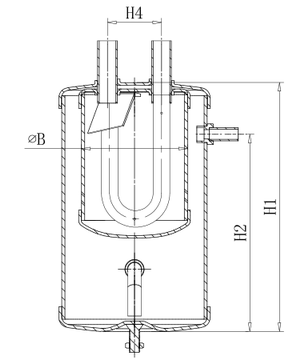

主要外形尺寸 Dimension

型号 TYPE	高压口径 High Pressure Conn.		低压口径 Low Pressure Conn.		H1		H2		H3		H4		ΦA		ΦB	
	Inch	mm	Inch	mm	Inch	mm	Inch	mm	Inch	mm	Inch	mm	Inch	mm	Inch	mm
TDH-304	3/8	9.7	1/2	12.9	9.6	245	7.3	185	2.3	60	2.0	52	4.0	102	3.0	76
TDH-305	3/8	9.7	5/8	16.0	9.4	240	7.5	190	2.3	60	2.0	52	5.5	140	4.0	102
TDH-307	3/8	9.7	7/8	22.7	13.3	340	10.6	270	3.14	80	2.8	70	6.2	159	5.0	127
TDH-411	1/2	12.9	1-1/8	28.8	13.6	346	9.8	248	3.0	76	3.1	80	8.6	219	6.5	165
TDH-513	5/8	16.0	1-3/8	35.0	16.0	406	12.1	308	3.0	76	3.1	80	8.6	219	6.5	165
TDH-515	5/8	16.0	1-5/8	42.0	17.5	445	14.8	375	3.0	76	3.1	80	8.6	219	6.5	165
TDH-721	7/8	22.4	2-1/8	54.0	19.3	490	14.5	370	4.3	120	4.1	105	10.7	273	8.6	219

铜管式热交换器TDHE HEAT EXCHANGER

简介 Introduction

铜管式热交换器主要用于制冷装置中液体管路和吸气管路之间的热交换，其目的是充分利用冷却效应。如果没有热交换器，则这种冷却效应就会通过没有隔热的吸气管路，损失到空气中。在热交换中，这种冷却效应使制冷剂液体过冷。

Heat exchanger type HE is used primarily for heat transfer between the liquid and suction lines of the refrigeration plant. The purpose is to utilize the cooling effect which without a heat exchanger is otherwise lost to the ambient air via uninsulated suction lines.In the heat exchanger, this effect is used to subcool the refrigerant liquid.

特点 Feature

- 提高蒸发器的制冷能力
- 有助于保证膨胀阀前制冷剂液体无气体闪发
- 通过膨胀阀最小过热度的设定，最大限度地利用蒸发器的能力
- 有助于防止吸气管路上凝露和结霜
- Raise the refrigeration ability of evaporator
- Help to ensure no gas mixture with refrigerant liquid in front of expansion valve
- Make maximum use of evaporator by the min superheat data of expansion valve
- Prevent of condensation and frost in suction line

技术参数 Technic parameter

制冷剂 Refrigerants	CFC, HCFC and HFC	介质温度 Medium temperature	-60℃ ~+120℃
最大工作压力 Max. working pressure	TDHE-0204/0305/0307/0309/0409/0411 PS=28 bar TDHE-0513/0717 PS= 21.5 bar		

型号 Code	焊接连接ODF Welding connection ODF				总长度(mm) Total Length
	液体管路Liquid Line		吸气管路Suction Line		
	in	mm	in	mm	
TDHE-0204	1/4	6	1 /2	12	230
TDHE-0305	3/8	10	5/8	16	260
TDHE-0307	3/8	10	7/8	22	330
TDHE-0309	3/8	10	1 1/8	28	380
TDHE-0409	1/2	12	1 1/8	28	380
TDHE-0411	1/2	12	1 3/8	35	380
TDHE-0513	5/8	16	1 5/8	42	435
TDHE-0717	7/8	22	2 1/8	54	457

消音器TDX DISCHARGE MUFFLER

简介 Introduction

消音器的设计在于排除压缩机在运转时所产生的压缩震动和噪音。消音器内部结构设有几道隔板，以降低流体及压缩机运转时所产生的谐振噪音频率。对于噪音较高的机种是良好的选择，选用型号以压缩机高压出口管径尺寸选配消音器的出入口管径规格。适用于各种冷媒。

Mufflers are designed to eliminate pulsation in compressor discharge line running to remote condensers. Mufflers have internal baffles designed for minimum pressure drop. These baffles change the velocity of the discharge gases passing thru the muffler. This reslts in a dampening effect on high frequency sound waves in the gases on high speed compressors. This also ircns out the pulsating waves in low speed compresors. Mufflers are sized to the discharge line of the compressor.

特点 Feature

- 工作温度范围：-40℃ ~ 120℃
- 坚固的设计
- 系统的效率损失可忽略不计
- 设计最大流量和最小的压降
- 特别挡板设计
- 排油通道

- Working temperature range：-40℃ ~ 120℃
- Robust design
- Negligible loss in system efficiency.
- Designed for maximum flow and minimal pressure drop.
- Special baffle design.
- Oil drain passage.

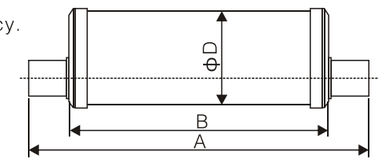

型 号 Type	接口 ODF	A (mm)	B (mm)	D (mm)	设计压力(MPa) Designed pressure
TDX-2506	3/8"	188	139	63.5	4.2
TDX-2508	1/2"	193	145		
TDX-2510	5/8"	191	139		
TDX-2512	3/4"	195	145		
TDX-3010	5/8"	262	210	76	
TDX-3014	7/8"	292	210		
TDX-3018	1-1/8"	330	260		3.2
TDX-4022	1-3/8"	368	280	102	
TDX-4026	1-5/8"	380	280		
TDX-6234	2-1/8"	570	425	159	
TDX-6242	2-5/8"	575	425		
TDX-6250	2-7/8"	580	425		

储液器 LIQUID RECEIVER

简介 Introduction

储液器的作用是储存供给蒸发器的液体制冷剂。同时当系统维修的时候，储液器也要能储存系统中所有制冷剂。
储液器的大小要根据设备中制冷剂充注的多少，在下面的技术数据中每个不同大小的储液器所允许的最大充注量已经标注出来。

The function is to store the liquid refrigerant which supplied to evaporator. Whilst, the liquid receive is capable of storing all the refrigerants in system when maintaining the system.
The selection of size of liquid receiver should be based on the refrigerant volume in equipment. The capacity of liquid receiver is listed on the sheet below.

特点与优势 Feature & Advantages

- 设计为在正常运作和系统维修期间存储制冷剂所用。
- 允许系统进行调整以适应不同的系统条件和负载。
- 结构有立式和卧式可选。
- 可供选项：视镜、浮球、阀、安装支架、安全阀接口、易熔塞。
- PTFE阀门密封垫片。
- 高度耐腐蚀的表面粉末喷漆，可以在所有环境下使用，包括海洋应用。
- HCR 储液器兼容HFC、HCFC、CFC制冷剂和它们相应的油。
- HCR 跟据客户的特定需求设计和制造特殊的储液器。

- Designed for refrigerants storage in system operating or maintaining.
- System adjustment is allowed to suit with different condition or load.
- Have both vertical & horizontal design.
- Option available: sight glass, ball float, valve, bracket, saftety valve socket, fusible plug.
- PTFE sealing gasket.
- Highly corrosion-resistant powder coating finish. Can be used in all environments, including marine applications.
- Products are compatible with HFCs, HCFCs, CFCs, as well as with their associated oils and additives.
- HCR can design and manufacture special receivers according to customers' requirement.

卧式储液器TDR HORIZONTAL RECEIVER

应用 Applications

- TDR卧式储液器为了到达最佳运作，应水平位置安装
- 最大工作压力：35bar
- TDR horizontal receiver needs to be flatly installation to match the best operation.
- Max. working pressure: 35bar





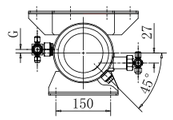

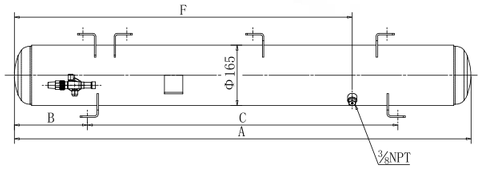

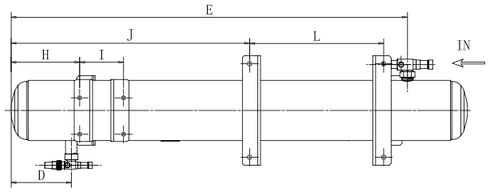

型 号 Type	进接口 (in) Inlet	出接口 (in) outlet	A (mm)	B (mm)	C (mm)	D (mm)	E (mm)	F (mm)	G (mm)	H (mm)	I (mm)	J (mm)	L (mm)	容积 Volume
TDR-14CL	5/8	1/2	740	170	400	140	600	415	0	–	–	250	293	14.0L
TDR-19CL	7/8	1/2	1014	207	600	122	892	707	10	84	120	520	367	19.3L
TDR-24CLA	7/8	5/8	1250	200	850	165	1085	925	10	188	120	653	367	24.0L
TDR-24CLB	7/8	5/8	1250	200	850	165	1085	925	10	165	120	677	381	24.0L

卧式储液器TDR HORIZONTAL RECEIVER



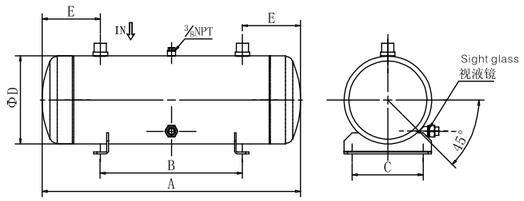

XXL系列

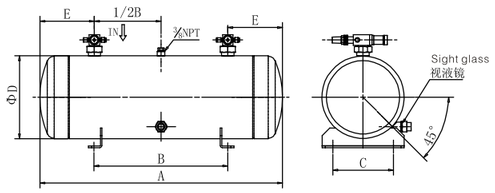

XXL-VX系列

型 号 Type	进出口(in) Inlet and outlet	A (mm)	B (mm)	C (mm)	D (mm)	E (mm)	容积 Volume
30L-V7	7/8	900	600	190	219	150	30L
30L-V9	1-1/8	900	600	190	219	150	30L
30L	1-1/8	900	600	190	219	150	30L
35L-V9	1-1/8	1000	700	190	219	150	35L
35L	1-1/8	1000	700	190	219	150	35L
40L-V9	1-1/8	800	440	220	273	180	40L
40L-V11	1-3/8	800	440	220	273	180	40L
40L	1-3/8	800	440	220	273	180	40L
45L-V11	1-3/8	900	540	220	273	180	45L
45L	1-3/8	900	540	220	273	180	45L
50L-V11	1-3/8	1000	640	220	273	180	50L
50L-V13	1-5/8	1000	640	220	273	180	50L
50L	1-5/8	1000	640	220	273	180	50L
55L-V13	1-5/8	1100	740	220	273	180	55L
55L	1-5/8	1100	740	220	273	180	55L
60L-V11	1-3/8	1200	840	220	273	180	60L
60L-V13	1-5/8	1200	840	220	273	180	60L
60L-V17	2-1/8	1200	840	220	273	180	60L
60L	2-1/8	1200	840	220	273	180	60L

- 后缀带“V”为进出液口带阀门。
- 接口尺寸和容积可根据客户要求定制。
- Part number with "V" means the inlet/outlet tube with valve.
- Connection size and volume can be made according to customers' requirement.

立式储液器TDR VERTICAL RECEIVER

应用 Applications

- TDR立式储液器为了到达最佳运作，应垂直位置安装
- 最大工作压力：35bar
- TDR vertical receiver needs to be installed vertical to make sure of the best operation
- Max. working pressure: 35bar

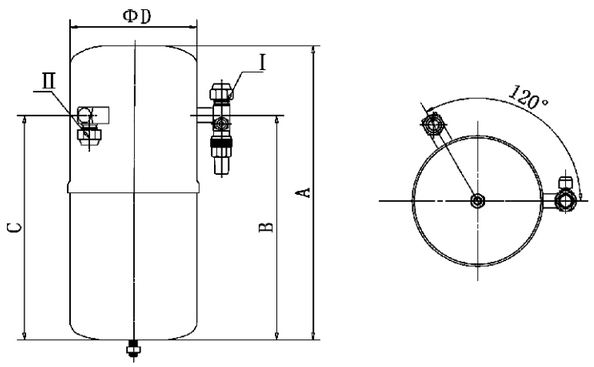

型 号 Type	螺纹接口(Ⅰ/Ⅱ) SAE	A (mm)	B (mm)	C (mm)	D (mm)	容积Volume
TDR-101	1/4 3/8	218	136	136	89	1.1L
TDR-102	3/8 3/8	245	160	160	130	2.9L
TDR-103	3/8 3/8	298	208	208	130	3.5L
TDR-104	1/2 1/2	360	275	275	152	6.0L
TDR-105	5/8 5/8	412	275	322	180	9.6L

立式储液器TDR VERTICAL RECEIVER

型 号 Type	接口 ODF	A (mm)	B (mm)	D (mm)	α °	容积Volume
TDR-133	3/8	170	35	102	18.2°	1.1L
TDR-166	3/8	192	40	114	22.3°	1.6L
TDR-233	3/8	185	42	127	20°	2L
TDR-333	3/8	293	42	127	20°	3L
TDR-433	3/8	238	55	165	21°	4L
TDR-644	1/2	332	55	165	21°	6L
TDR-844	1/2	432	55	165	21°	8L
TDR-855	5/8	432	55	165	21°	8L
TDR-1055	5/8	322	75	219	17°	10.0L
TDR-1255	5/8	380	75	219	17°	12L
TDR-1455	5/8	435	75	219	17°	14L
TDR-1466	3/4	435	75	219	17°	14L
TDR-1677	7/8	492	75	219	17°	16L
TDR-1877	7/8	549	75	219	17°	18L
TDR-2077	7/8	606	75	219	17°	20L

型 号 Type	接口 ODF	A (mm)	B (mm)	D (mm)	容积Volume
TDR-101J	3/8	200	132	89	1.0L
TDR-102J	3/8	258	181	127	2.9L
TDR-103J	3/8	290	203	127	3.2L
TDR-104J	1/2	348	257	165	6.2L
TDR-105J	5/8	414	320	165	7.5L
TDR-106J	3/4	600	495	165	11.2L
TDR-107J	7/8	700	585	165	13.2L

其他保护装置
OTHER PROTECTIVE DEVICES

转换接头TDZJ CONNECTION SETS

简介 Introduction

转换接头用于制冷、空调装置的流体管路上，用来实现带螺纹接口的截止阀、电磁阀、单向阀、视液镜、过滤器、膨胀阀等与铜管的安全连接。在经过数次部件更换和设施维护后，还能确保完美的气密性。

The connection sets are used in liquid line of refrigeration and air conditioners, which can reach safety SAE connection with copper tubes, and suitable for globe valve, solenoid valve, check valve, sight glass, drier and expansion valve connections etc. They ensure perfect air-tightness, even after several replacements of components, and facilitate maintenance conditions.

特点 Feature

- 适用于HFCs, HCFCs, CFCs以及相应的油
- 能确保高度的气密性
- 增加了连接的可靠性
- 采用不锈钢喇叭口座，可防止螺纹拧紧时损坏。
- 螺母内侧带有放气泄压槽，确保检修时快速装卸的便利和安全。
- 部件允许多次的安装和卸除，不会导致管子变硬或开裂
- 紫铜喇叭口是唯一需要更换的部件
- Compatible with HFCs, HCFCs, CFCs, as well as with their associated oils and additives.
- Ensure higher air tightness
- Increase the connection’s reliability in time
- The stainless steel flare seat can prevent damage when tightening screw
- Pressure regulating grooves are inside of the brass nut
- Allow numerous mountings and removals components, without work hardening or rupture of the piping
- The copper ring is the only part to replace

转换接头TDZJ CONNECTION SETS



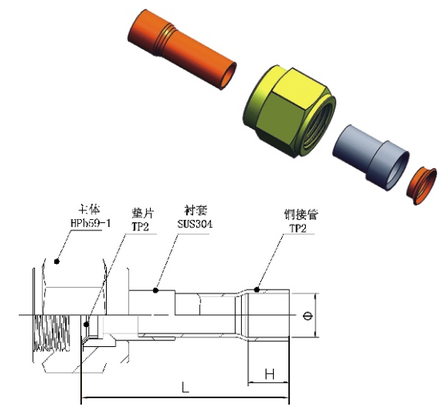

型 号 Type	接口(in) Connection	$\Phi mm^{+0.1}_{0}$	H(mm)	L(mm)	国际编号 International Code
TDZJ-2	1/4"	6.45	6	45	US5-44
TDZJ-3	3/8"	9.65	9	45	US5-66
TDZJ-4	1/2"	12.8	10	54	US5-88
TDZJ-5	5/8"	16	13	68	US5-1010
TDZJ-6	3/4"	19.2	15	68	US5-1212
TDZJ-7	7/8"	22.45	17	87	US5-1414



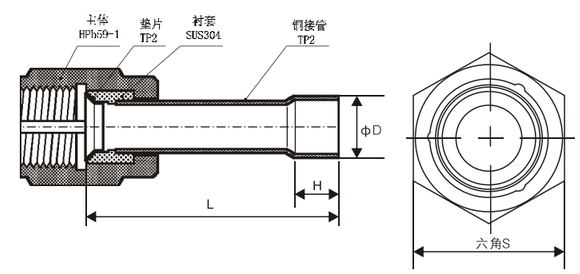

型 号 Type	ΦD	H	L	六角S	螺纹M
TDZJ-2L	1/4"	6	34	17	7/16-20UNF
TDZJ-3L	3/8"	8	47	22	5/8-18UNF
TDZJ-4L	1/2"	10	51.5	24	3/4-16UNF
TDZJ-5L	5/8"	14	60.5	27	7/8-14UNF
TDZJ-6L	3/4"	16	67.5	34	1-1/16-14UNF

不锈钢转换接头TDZJ STAINLESS STEEL CONNECTION SETS

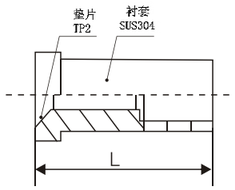

型 号 Type	接口(in) Connection	Φmm $^{+0.1}_{0}$	L
TDZJ-2S	1/4"	6.45	27
TDZJ-3S	3/8"	9.65	31
TDZJ-4S	1/2"	12.8	33
TDZJ-5S	5/8"	16	35
TDZJ-6S	3/4"	19.2	42.5
TDZJ-7S	7/8"	22.45	49

黄铜转换接头TAH BRASS CONNECTION SETS

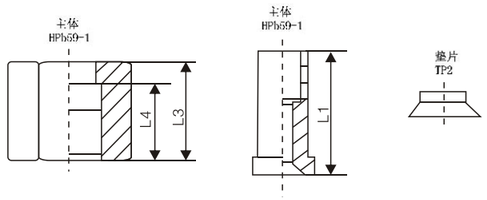

型号Code	连接 Connections		型号Code	连接 Connections		尺寸Dimensions(mm)				最大扭矩 Maximal torque(N.m)
	SAE 螺纹连接 To Screw SAE inch	ODF 焊接口连接 To solder ODF inch		SAE 螺纹连接 To Screw SAE inch	ODF 焊接口连接 To solder ODF inch	L1	L2	L3	L4	
TAH-2	1/4	1/4	TAH-6	1/4	6	36.3	27.0	8.0	17	20
TAH-3	3/8	3/8	TAH-10	3/8	10	41.0	31.0	11.7	22	45
TAH-4	1/2	1/2	TAH-12	1/2	12	46.0	32.0	11.7	24	60
TAH-5	5/8	5/8	TAH-16	5/8	16	50.5	35.0	15.0	27	80

减震管DTV VIBRATION ABSORBER

简介 Introduction

- DTV型避震波纹软管是用来减震的连接管，可以防止管路因高频震动引起的开裂。
- DTV型避震波纹软管用于冷冻、冷藏和空气调节装置的压缩机吸排气管。

- The vibration damping bellows are connection tube for vibration resistance, which could be used to prevent tube from cracking due to high frequency vibration.
- The vibration damping bellows are used as air suction and exhaust tube of compressor in the freezer,cold store and air conditioning unit.

特点 Feature

- 采用全不锈钢波纹管制作
- 适用制冷剂：CFC、HCFC和HFC
- ODS接口，有各种长度的尺寸可提供
- 适用介质温度：-40℃~+150℃

- Made of full stainless steel bellows.
- Applicable refrigerants: CFC, HCFC and HFC.
- ODS connection and various lengths are available.
- Applicable medium temperature:-40℃~+150℃

型 号 Type	接口(in) Connection	总长(mm) Total length	最大工作压力 (MPa) Max. working pressure	最大极限压力 (MPa) Max. limit pressure
DTV-3	3/8	210	3.1	15.5
DTV-4	1/2	230	3.1	15.5
DTV-5	5/8	250	3.1	15.5
DTV-6	3/4	260	3.1	15.5
DTV-7	7/8	300	3.05	15.25
DTV-9	1-1/8	330	2.8	14
DTV-11	1-3/8	400	2.8	14
DTV-13	1-5/8	400	2.7	13.5
DTV-17	2-1/8	520	2.65	13.25
DTV-21	2-5/8	620	2.5	12.5
DTV-25	3-1/8	680	2.0	10.0
DTV-29	3-5/8	820	2.0	10.0

可按客户要求定制长度
Can make the length according to customer's requirement

视液镜TSG SIGHT GLASS

简介 Introduction

TSG型视液镜用于指示：1、制冷装置中液体管路的制冷剂状况；2、制冷剂中的含水量；3、回油管路中来自油分离器的润滑油的流动状况。TSG型视液镜带来一指示器，它通过改变其颜色来指出制冷剂中的含水量，所有视液镜上的含水量指示器是防污型的。

TSG Sight glass is used to indicate: 1.The condition of the plant liquid line; 2.The moisture content in the refrigerant; 3.The flow in the oil return line from the oil separator.The TSG is fitted with an indicator which changes color to show the moisture content in the refrigerant,the moisture indicators in thesight glasses are dirt repelling.

特点 Feature

- 指示制冷系统中过高的含水量
- 制冷剂液体过冷度指示
- 制冷剂充注量不足指示
- 喇叭口连接或钎焊连接
- 可用于CFC、HCFC和HFC制冷剂

- Indicates too high water contents in the refrigeration system
- Indication of lack of sub-cooling
- Indication of refrigerant lackage
- Flare or solder connection
- For CFC HCFC and HFC refrigerants

技术参数 Technic Parameter

环境温度	Ambient temperature	-50℃~+150℃
最大工作压力	Max.working pressuer	3.5MPa

HFC和HCFC制冷剂 HFC and HCFC Refrigerants

型 号 Type	含水量PPM=水的百万分之一 Moisture content PPM = parts per million of water					
	25℃1)			43℃1)		
	绿色/干Green/dry	中间颜色Intermed.color	黄色/湿Green/dry	绿色/干Green/dry	中间颜色Intermed.color	黄色/湿Green/dry
R22	<30	30-120	>120	<50	50-200	>200
R134a	<30	30-100	>100	<45	45-170	>170
R404A	<20	20-70	>70	<25	25-100	>100
R407C	<30	30-140	>140	<60	60-255	>255
R507	<15	15-60	>60	<30	30-110	>110

- 表中值适用于液体温度+25℃和+43℃
- The values refer to liquid temperature of +25℃ and 43℃

视液镜TSG SIGHT GLASS

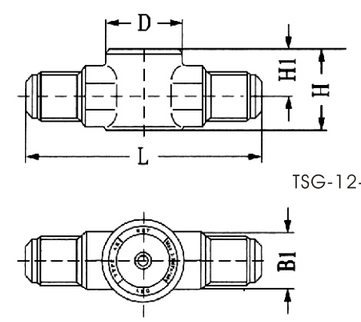

TSG-12-16

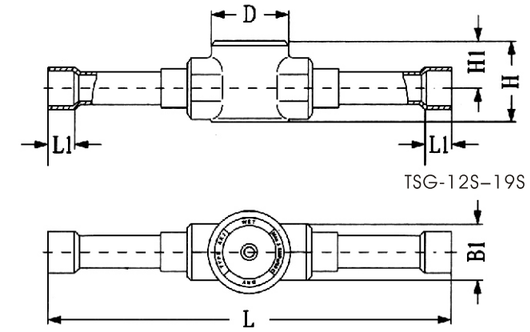

TSG-12S-19S

型 号 TYPE	接口尺寸（in) Connection	L(mm)	L1(mm)	H(mm)	H1(mm)	B1(mm)	ΦD(mm)
TSG-12	1/4 SAE	67	-	24	14	14	27
TSG-13	3/8 SAE	82	-	28	16	19	32
TSG-14	1/2 SAE	88	-	30	18	22	32
TSG-15	5/8 SAE	104	-	37	21	27	37
TSG-16	3/4 SAE	110	-	41	22	32	37
TSG-12S	1/4 ODF	101	7	24	14	14	27
TSG-13S	3/8 ODF	119	9	24	14	14	27
TSG-14S	1/2 ODF	146	10	28	16	19	32
TSG-15S	5/8 ODF	146	12	30	18	22	32
TSG-16S	3/4 ODF	173	14	37	21	27	37
TSG-17S	7/8 ODF	173	17	37	21	27	37
TSG-19S	1-1/8 ODF	173	17	37	21	27	37

特殊规格的视液镜 Special Specification Sight Glass

G¾A

⅛NPT

1¼-12UNF-2B

M28×1.5

充油压力表TD OIL-FILLED PRESSURE GAUGE

简介 Introduction

- TD型充油压力表是内部充油的制冷专用的抗振压力表。
- TD型充油压力表用于冷冻、冷藏和空气调节装置的机组上。
- TD型充油压力表由多种制冷剂共组一表，方便使用。
- TD型充油压力表使用全不锈钢表壳、超宽铍青铜弹簧管。
- TD型充油压力表为带法兰安装边的轴向压力表。

- The pressure gauge is a vibration-proof pressure gauge with oil filled inside for refrigeration use only.
- The oil-filled pressure gauge is used in freezer, cold store and air-conditioning unit.
- The oil-filled pressure gauge is convenient in application as it features one gauge for multiple refrigerants.
- The oil-filled pressure gauge has full stainless steel casing and wider beryllium bonze spring tube.
- The oil-filled pressure gauge is an axial pressure gauge with edges joint.

特点 Feature

- 内部充油可抗机组的高频振动
- 带阻尼油杯可防指针快速跳动
- 带法兰安装边方便安装
- 设有超压限位装置
- 经强化超压确保零位误差
- 合理的油封设计无漏油隐患
- 设有压力温度对照
- 具有超长的使用寿命

- The inside filled oil functions damping to the high frequency vibration of machinery.
- The damping oil cup prevents gauge pointer from quick jumping.
- The flanged edge is for convenient mounting.
- Over-pressure limit stop is equipped.
- Zero error is ensured with strengthening overpressure measures.
- Rational oil seal design and no oil leakage worry.
- Pressure versus Temperature readings for easy use.
- Extra long service life.

技术参数 Technic Parameter

适用制冷剂	Applicable Refrigerant	HCFC or HFC
适用介质温度	Applicable Medium Temperature	-25℃~+120℃
接口尺寸	Connection Size	1/4 SAE
结构型式	Structure	轴向同心嵌装式 Axial concentrically-embedded
外壳公称直径	Casing Nominal Diameter	2.5"（Φ63.5）
精度等级	Accuracy Class	1.6级（Class 1.6）

型 号 Ltem No.	工作范围 Mpa Working scope	接 口(in) Connection	安装尺寸(mm) DIA Installation Dimension	适用冷媒 Refrigerant
TD-1.8S	-0.1~1.8	1/4 SAE	62	R22、134a、407C
TD-3.8S	-0.1~3.8	1/4 SAE	62	R22、134a、407C
TD-1.5S	-0.1~1.5	1/4 SAE	62	R22、134a、407C
TD-3.5S	-0.1~3.5	1/4 SAE	62	R22、134a、407C
TD-3.5S	-0.1~3.5	1/4 SAE	62	R410a
TD-6.5S	-0.1~6.5	1/4 SAE	62	R410a

黄铜及紫铜接头、管组件

BRASS & COPPER FITTINGS
REFRIGERATION / AIR-CONDITIONING PIPING ASSEMBLY

制冷剂分液头TRD REFRIGERANT DISTRIBUTOR

分液头用在空调制冷系统中。采用优质的C3771铜棒锻件制造，具有结构紧凑，分流均匀等特点。我们可以按照客户要求定制。

The distributor is used in A/C refrigeration system. It's manufactured by C3771 forged brass rods with the features of compact structure and average flow.
We can custom it according to customer requirements.

● 内插式 Internal plug type

尺寸Size	N－ ϕA－ ϕB
孔数Holes(N)	2–48
出口分配孔Outlet Distributing Holes(A)	ϕ4.0 ϕ4.76 ϕ5.0 ϕ6.35 ϕ7.94
进液口Inlet Connector(B)	ϕ6.35 －ϕ42

● 文丘里式 (低压降) Venturi Type (Low pressure Drop)

尺寸Size	N－ ϕA－ ϕB
孔数Holes(N)	2–34
出口分配孔Outlet Distributing Holes(A)	ϕ4.76 ϕ6.35
进液口Inlet Connector(B)	ϕ12.7 －ϕ32

● 孔板式 Nozzle Type

尺寸Size	N－ ϕA－ ϕB
孔数Holes(N)	2–33
出口分配孔Outlet Distributing Holes(A)	ϕ4.76 ϕ6.35
进液口Inlet Connector(B)	ϕ15.88 －ϕ41.3
喷嘴孔Nozzle orifice(C)	1#–31#

制冷剂分液头TRD及法兰接头/螺母TFC

法兰接头/螺母TFC Flange Coupling and Nuts

本品采用优质的C3771铜棒锻件制造，具有结构紧凑，安装方便等特点，可防止焊接及运行中的应力开裂，现有美标、国标等螺纹。

It's made of C3771 forged brass rods, compact structure and easy installation, the stress crack can be prevented during welding and operating. UN Thread and G Thread are available.

型号Code	焊接口Welding connector	连接螺纹Thread connector
1/4	Ø6.35	7/16 –20 UNF
3/8	Ø9.52	5/8 － 18 UNF
1/2	Ø12.7	3/4 － 16UNF
5/8	Ø15.88	7/8 － 14 UNF
3/4	Ø19.05	1–1/16 － 14 UNS

针阀系列
Access valve fittings



简介 Introduction

针阀又称加液阀，应用于家用空调，中央空调，冰箱等各种制冷剂系统的管理连接和制冷剂的添加。

泰达生产的针阀系列有很多种不同的阀体可以选择，并且有很多种适用于不同国家的螺纹，像UNF, BSP和NPT。

可根据用户需要设计生产，不断更新新产品。

Access valves or called charging valves, are used in the connection and increasing of refrigerants system for household-use air-conditioner, central air-conditioner and refrigerator.
Access valve fitting are fabricated from brass forgins or drawn brass rod in a variety of bodies for many purposes. And lots of different threads are available, like UNF, BSP and NPT.
It can be designed and produced according to customers'requirement.
Max working pressure:48bar

针阀DTZ ACCESS VALVES

针阀配件 Access Valve Components

型 号 TYPE	产品描述 Description
DTZ-8394/B	valve core – 410A 阀芯
DTZ-8392/A	cap with O-ring 带O型圈阀帽
DTZ-8392/A-410A	cap with O-ring – 410A 带O型圈阀帽
DTZ-8392/B	cap with core remover 阀帽带取芯器
DTZ-8392/C	Aluminium cap 铝阀帽

针阀单通 Access Valve Unions

型 号 TYPE	产品描述 Description
DTZ-S2-42	1/4 ×1/8 MBSP
DTZ-S2-44	1/4 ×1/4 MBSP
DTZ-S2-54-410A	5/16 ×1/4 MBSP – 410A
DTZ-8354/21	1/4 ×1/8 MNPT
DTZ-8354/22	1/4 ×1/4 MNPT

针阀组件(带铜管)
Access Valve Flare With Copper Extension

型 号 TYPE	产品描述 Description
DTZ-S4-42	1/4 ×1/8 Copper extended tube铜管
DTZ-S4-43	1/4 ×3/16 Copper extended tube铜管
DTZ-S4-43-TC	1/4 ×3/16 Copper extended tube+Core remover铜管带取芯器
DTZ-S4-44	1/4 ×1/4 Copper extended tube铜管
DTZ-S4-44A1	1/4 ×1/4 Copper extended tube-Exclude cap & Core铜管-不带帽和阀芯
DTZ-S4-44-TC	1/4 ×1/4 Copper extended tube+Tool cap铜管带取芯器帽
DTZ-S4-54-410A	5/16 ×1/4 Copper extended tube-410A铜管-410A专用

针阀单通
Access Valve Flare to Steps

型 号 TYPE	产品描述 Description
DTZ-8350/2x3	1/4 – 3 STEP 3/16 to 3/8三个台阶
DTZ-8350/22	1/4 – 1/4 ID for tube插口1/4
DTZ-8351/x06-410A	5/16 – 1/4 ID for tube-410A插口1/4-410A

F代表内丝，M代表外丝 F:female M:male

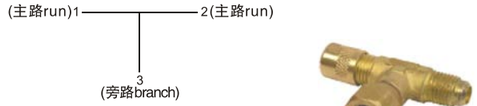

T型旋转针阀组件(旁路)
Swivel Tees——Swivel nut on branch

型 号 TYPE	产品描述 Description
DTZ-S6-444	1/4 ×1/4 ×1/4 FSAE
DTZ-S6-444D	1/4 ×1/4 ×1/4 FSAE (带顶针With Depressor)
DTZ-S6-555-410A	5/16 ×5/16 ×5/16 FSAE- 410A

T型旋转针阀组件(主路)
Swivel Tees——Swivel nut on the run

型 号 TYPE	产品描述 Description
DTZ-8380/x08	1/4 FSAE×1/4 ×1/4
DTZ-8380/x06	1/4 FSAE (带顶针 With Depressor) ×1/4 ×1/4

针阀三通
Tee run lines × Female SAE Branch

型 号 TYPE	产品描述 Description
DTZ-6-4C/01	1/4 ×1/4 ×1/4 FSAE

针阀三通
Tee Flare × MNPT

型 号 TYPE	产品描述 Description
DTZ-S9-442	1/4 ×1/4 ×1/8 MNPT
DTZ-S9-444	1/4 ×1/4 ×1/4 MNPT

黄铜产品系列
Brass Fittings



简介 Introduction

泰达系列黄铜产品种类非常齐全，我们在这一领域已专业生产多年。

其中纳子，弯头，三通，我们都采用锻打毛坯，并使用CNC数控车床全自动加工各种螺纹。

其他的黄铜接头和单通均用“A”级黄铜棒料加工而成，所有螺纹都用CNC数控车床全自动加工，螺纹精密，表面光洁，密封性能良好。

泰达黄铜产品有各种不同螺纹，像UNF, BSP和NPT。

可根据用户需要设计生产，不断更新新产品。

brass fittings have variety of different types. HCR has been a specialist in manufacturing brass fittings for many years.

flare nuts, brass elbows and brass tees are made by automated forging and manufacturing all types of threads with CNC machines.

other brass fittings and brass unions are made by "A" grade brass bar. All thread are manufactured by CNC machines, with tight tolerances for threads, clearances and sealing faces.

manufactures brass fittings in a variety of different threads, like UNF, BSP and NPT.
It can be designed and produced according to customers’ requirement.

锻压纳子系列 FORGED NUTS

长钠子 Forged Long Barrel Nuts --- Long Barrel SAE

型 号 TYPE	产品描述 Description	国际编号 International Code	
TD-7005/22	1/4 FLARE	N/A	N4-4
TD-7005/2.52.5	5/16 FLARE	N/A	N4-5
TD-7005/33	3/8 FLARE	N/A	N4-6
TD-7005/44	1/2 FLARE	N/A	N4-8
TD-7005/55	5/8 FLARE	N/A	N4-10
TD-7005/66	3/4 FLARE	N/A	N4-12

短钠子 Forged Short Barrel Nuts --- Short Barrel SAE

型 号 TYPE	产品描述 Description	国际编号 International Code	
TD-7010/1.51.5	3/16 FLARE		NS4-3
TD-7020/21.5	1/4 FLARE X 3/16 ID		NRS4-43
TD-7010/22	1/4 FLARE	7010/22	NS4-4
TD-7020/2.52	5/16 FLARE X 1/4 ID		NRS4-54
TD-7010/2.52.5	5/16 FLARE		NS4-5
TD-7020/32	3/8 FLARE X 1/4 ID	7020/32	NRS4-64
TD-7020/32.5	3/8 FLARE X 5/16 ID		NRS4-65
TD-7010/33	3/8 FLARE	7010/33	NS4-6
TD-7020/43	1/2 FLARE X 3/8 ID	7020/43	NRS4-86
TD-7010/44	1/2 FLARE	7010/44	NS4-8
TD-7010/54	5/8 FLARE X 1/2 ID	7010/54	NRS4-108
TD-7010/55	5/8 FLARE	7010/55	NS4-10
TD-7010/66	3/4 FLARE	7010/66	NS4-12
TD-7010/77	7/8 FLARE		

短钠子(适用R410A)
Forged Short Barrel Nuts--- Short Barrel SAE (R410A Series)

型 号 TYPE	产品描述 Description	国际编号 International Code	
TD-7020/2.52-410A	5/16 FLARE X 1/4 ID	N/A	N/A
TD-7010/33-410A	3/8 FLARE	N/A	N/A
TD-7010/44-410A	1/2 FLARE	N/A	N/A
TD-7010/55-410A	5/8 FLARE	N/A	N/A
TD-7010/66-410A	3/4 FLARE	N/A	N/A

锻压纳子系列 FORGED NUTS

防结霜长钠子 Forged Frostproof Long Barrel Nuts --- Long Barrel SAE

型 号 TYPE	产品描述 Description	国际编号 International Code	
TD-7040/22	1/4 FLARE	N/A	N/A
TD-7040/2.52	5/16 FLARE X 1/4 ID	N/A	N/A
TD-7040/2.52.5	5/16 FLARE	N/A	N/A
TD-7040/32	3/8 FLARE X 1/4 ID	N/A	N/A
TD-7040/33	3/8 FLARE	N/A	N/A
TD-7040/44	1/2 FLARE	N/A	N/A
TD-7040/55	5/8 FLARE	N/A	N/A
TD-7040/66	3/4 FLARE	N/A	N/A

双头钠子 Swivel Connector --- Female SAE ×Female SAE

型 号 TYPE	产品描述 Description	国际编号 International Code	
TD-7050/2	1/4 FSAE X 1/4 FASE	7050/2	US4-4
TD-7050/2.5	5/16 FSAE X 5/16 FSAE		US4-5
TD-7050/3	3/8 FSAE X 3/8 FSAE	7050/3	US4-6
TD-7050/4	1/2 FSAE X 1/2 FSAE	7050/4	US4-8
TD-7050/5	5/8 FSAE X 5/8 FSAE	7050/5	US4-10
TD-7050/6	3/4 FSAE X 3/4 FSAE		US4-12

F代表内丝，M代表外丝 F:female M:male

黄铜接头系列 BRASS ADAPTORS



钢瓶接头 Cylinder Adaptor --- Male SAE Flare × Female BSP

型 号 TYPE	礼唔辗狈 Description	国际编号 International Code	
TD-7156/24	1/4 MSAE X 1/2 FBSPP	N/A	K1-8
TD-7156/26	1/4 MSAE X 3/4 FBSPP	N/A	K1-1
TD-7156/2.56	5/16 MSAE X 3/4 FBSPP	N/A	
TD-7156/36	3/8 MSAE X 3/4 FBSPP	N/A	K1-3
TD-7156/46	1/2 MSAE X 3/4 FBSPP	N/A	K1-5

易熔塞 Fusible Safety Plugs --- Male NPT

型 号 TYPE	礼唔辗狈 Description	国际编号 International Code	
TD-7505/1-140	1/8 MNPT - 140℃	N/A	FP-A
TD-7505/2-140	1/4 MNPT - 140℃	N/A	FP-B
TD-7505/3-140	3/8 MNPT - 140℃	N/A	FP-C
TD-7505/1-100	1/8 MNPT - 100℃	N/A	FP-A
TD-7505/2-100	1/4 MNPT - 100℃	N/A	FP-B
TD-7505/3-100	3/8 MNPT - 100℃	N/A	FP-C
TD-7505/1-75	1/8 MNPT - 75℃	N/A	FP-A
TD-7505/2-75	1/4 MNPT - 75℃	N/A	FP-B
TD-7505/3-75	3/8 MNPT - 75℃	N/A	FP-C

喇叭口堵头 Seal Plugs --- Male SAE Flare

型 号 TYPE	礼唔辗狈 Description	国际编号 International Code	
TD-7510/2	1/4 MSAE	N/A	P2-4
TD-7510/2.5	5/16 MSAE	N/A	P2-5
TD-7510/3	3/8 MSAE	N/A	P2-6
TD-7510/4	1/2 MSAE	N/A	P2-8
TD-7510/5	5/8 MSAE	N/A	P2-10
TD-7510/6	3/4 MSAE	N/A	P2-12

F代表内丝，M代表外丝 F:female M:male

黄铜接头系列 BRASS ADAPTORS

英标堵头 Pipe Plugs --- Male BSP

型 号 TYPE	产品描述 Description	国际编号 International Code	
TD-7515/1	1/8 MBSP	N/A	N/A
TD-7515/2	1/4 MBSP	N/A	N/A
TD-7515/3	3/8 MBSP	N/A	N/A
TD-7515/4	1/2 MBSP	N/A	N/A
TD-7515/6	3/4 MBSP	N/A	N/A
TD-7515/8	1 MBSP	N/A	N/A

美标堵头 Pipe Plugs --- Male NPT

型 号 TYPE	产品描述 Description	国际编号 International Code	
TD-7520/1	1/8 MNPT	N/A	P3-A
TD-7520/2	1/4 MNPT	N/A	P3-B
TD-7520/3	3/8 MNPT	N/A	P3-C
TD-7520/4	1/2 MNPT	N/A	P3-D
TD-7520/6	3/4 MNPT	N/A	P3-E
TD-7520/8	1 MNPT	N/A	P3-F

喇叭口闷头 Seal caps --- Female SAE Flare

型 号 TYPE	产品描述 Description	国际编号 International Code	
TD-7020/20	1/4 FSAE	7020/20	N5-4
TD-7020/2.50	5/16 FSAE		N5-5
TD-7020/30	3/8 FMSAE		N5-6
TD-7020/40	1/2 FSAE		N5-8
TD-7020/50	5/8 FSAE		N5-10
TD-7020/60	3/4 FSAE		N5-12

F代表内丝，M代表外丝 F:female M:male

黄铜单通系列 BRASS UNIONS

喇叭口单通 Brass Union --- Male SAE Flare × Male SAE Flare

型 号 TYPE	产品描述 Description	国际编号 International Code	
TD-7110/1.5	3/16 MSAE X 3/16 MSAE		U2-3
TD-7110/2	1/4 MSAE X 1/4 MSAE	7110/2	U2-4
TD-7120/2.52	5/16 MSAE X 1/4 MSAE		UR2-54
TD-7110/2.5	5/16 MSAE X 5/16 MSAE		U2-5
TD-7120/32	3/8 MSAE X 1/4 MSAE	7120/23	UR2-64
TD-7120/32.5	3/8 MSAE X 5/16 MSAE		UR2-65
TD-7110/3	3/8 MSAE X 3/8 MSAE	7110/3	U2-6
TD-7120/42	1/2 MSAE X 1/4 MSAE	7120/24	UR2-84
TD-7120/42.5	1/2 MSAE X 5/16 MSAE		
TD-7120/43	1/2 MSAE X 3/8 MSAE	7120/34	UR2-86
TD-7110/4	1/2 MSAE X 1/2 MSAE	7110/4	U2-8
TD-7120/52	5/8 MSAE X 1/4 MSAE		
TD-7120/53	5/8 MSAE X 3/8 MSAE	7120/35	UR2-106
TD-7120/54	5/8 MSAE X 1/2 MSAE	7120/45	UR2-108
TD-7110/5	5/8 MSAE X 5/8 MSAE	7110/5	U2-10
TD-7120/64	3/4 MSAE X 1/2 MSAE		UR2-128
TD-7120/65	3/4 MSAE X 5/8 MASE	7120/56	UR2-1210
TD-7110/6	3/4 MSAE X 3/4 MSAE	7110/6	U2-12

SAExBSP单通 Brass Union --- Male SAE Flare × Male BSP

型 号 TYPE	产品描述 Description	国际编号 International Code	
TD-7125/21	1/4 MSAE X 1/8 MBSP	N/A	N/A
TD-7125/22	1/4 MSAE X 1/4 MBSP	N/A	N/A
TD-7125/23	1/4 MSAE X 3/8 MBSP	N/A	N/A
TD-7125/24	1/4 MSAE X 1/2 MBSP	N/A	N/A
TD-7125/46	1/2 MSAE X 3/4 MBSP	N/A	N/A
TD-7125/31	3/8 MSAE X 1/8 MBSP	N/A	N/A
TD-7125/32	3/8 MSAE X 1/4 MBSP	N/A	N/A
TD-7125/33	3/8 MSAE X 3/8 MBSP	N/A	N/A
TD-7125/34	3/8 MSAE X 1/2 MBSP	N/A	N/A
TD-7125/36	3/8 MSAE X 3/4 MBSP	N/A	N/A
TD-7125/42	1/2 MSAE X 1/4 MBSP	N/A	N/A
TD-7125/43	1/2 MSAE X 3/8 MBSP	N/A	N/A
TD-7125/44	1/2 MSAE X 1/2 MBSP	N/A	N/A
TD-7125/46	1/2 MSAE X 3/4 MBSP	N/A	N/A
TD-7125/53	5/8 MSAE X 3/8 MBSP	N/A	N/A
TD-7125/54	5/8 MSAE X 1/2 MBSP	N/A	N/A
TD-7125/56	5/8 MSAE X 3/4 MBSP	N/A	N/A
TD-7125/58	5/8 MSAE X 1 MBSP	N/A	N/A
TD-7125/64	3/4 MSAE X 1/2 MBSP	N/A	N/A
TD-7125/66	3/4 MSAE X 3/4 MBSP	N/A	N/A

F代表内丝，M代表外丝 F:female M:male

黄铜单通系列 BRASS UNIONS

SAExNPT单通 Brass Union --- Male SAE Flare × Male NPT

型 号 TYPE	产品描述 Description	国际编号 International Code	
TD-7140/1.51	3/16 MSAE X 1/8 MNPT		U1-3A
TD-7140/21	1/4 MSAE X 1/8 MNPT	7140/21	U1-4A
TD-7130/2	1/4 MSAE X 1/4 MNPT	7130/2	U1-4B
TD-7140/23	1/4 MSAE X 3/8 MNPT		U1-4C
TD-7140/24	1/4 MSAE X 1/2 MNPT		U1-4D
TD-7140/2.51	5/16 MSAE X 1/8 MNPT		U1-5A
TD-7140/2.52	5/16 MSAE X 1/4 MNPT		U1-5B
TD-7140/2.53	5/16 MSAE X 3/8 MNPT		U1-5C
TD-7140/31	3/8 MSAE X 1/8 MNPT		U1-6A
TD-7140/32	3/8 MSAE X 1/4 MNPT	7140/32	U1-6B
TD-7130/3	3/8 MSAE X 3/8 MNPT	7130/3	U1-6C
TD-7140/34	3/8 MSAE X 1/2 MNPT		U1-6D
TD-7140/42	1/2 MSAE X 1/4 MNPT		U1-8B
TD-7140/43	1/2 MSAE X 3/8 MNPT	7140/43	U1-8C
TD-7130/4	1/2 MSAE X 1/2 MNPT	7130/4	U1-8D
TD-7140/46	1/2 MSAE X 3/4 MNPT		U1-8E
TD-7140/52	5/8 MSAE X 1/4 MNPT		U1-10B
TD-7140/53	5/8 MSAE X 3/8 MNPT		U1-10C
TD-7140/54	5/8 MSAE X 1/2 MNPT	7140/54	U1-10D
TD-7140/56	5/8 MSAE X 3/4 MNPT		U1-10E
TD-7140/65	3/4 MSAE X 5/8 MNPT		U1-12D
TD-7130/6	3/4 MSAE X 3/4 MNPT	7130/6	U1-12E

SAE内外螺纹单通
Brass Union --- Male SAE Flare × Female SAE Flare

型 号 TYPE	产品描述 Description	国际编号 International Code	
TD-7150/2.52	3/16 MSAE X 1/4 FSAE		UR3-43
TD-7160/2	1/4 MSAE X 1/4 FSAE		
TD-7150/23	1/4 MSAE X 3/8 FSAE	7150/23	UR3-64
TD-7150/24	1/4 MSAE X 1/2 FSAE	7150/24	UR3-84
TD-7150/25	1/4 MSAE X 5/8 FSAE		
TD-7150/2.52	5/16 MSAE X 1/4 FSAE		
TD-7150/32	3/8 MSAE X 1/4 FSAE	7150/32	UR3-46
TD-7160/3	3/8 MSAE X 3/8 FSAE		
TD-7150/34	3/8 MSAE X 1/2 FSAE	7150/34	UR3-86
TD-7150/35	3/8 MSAE X 5/8 FSAE		
TD-7150/42	1/2 MSAE X 1/4 FSAE		UR3-48
TD-7150/43	1/2 MSAE X 3/8 FSAE	7150/43	UR3-68
TD-7160/4	1/2 MSAE X 1/2 FSAE		
TD-7150/45	1/2 MSAE X 5/8 FSAE	7150/45	UR3-108
TD-7150/46	1/2 MSAE X 3/4 FSAE	7150/46	UR3-128
TD-7150/53	5/8 MSAE X 3/8 FSAE		
TD-7150/54	5/8 MSAE X 1/2 FSAE	7150/54	UR3-810
TD-7160/5	5/8 MSAE X 5/8 FSAE		
TD-7150/56	5/8 MSAE X 3/4 FSAE	7150/56	UR3-1210
TD-7150/64	3/4 MSAE X 1/2 FSAE	7150/64	UR3-812
TD-7150/65	3/4 MSAE X 5/8 FSAE	7150/65	UR3-1012

F代表内丝，M代表外丝 F:female M:male

黄铜单通系列 BRASS UNIONS



外SAEx内BSP Brass Union --- Male SAE Flare × Female BSP

型 号 TYPE	产品描述 Description	国际编号 International Code	
TD-7164/21	1/4 MSAE X 1/8 FBSP	N/A	N/A
TD-7164/2	1/4 MSAE X 1/4 FBSP	N/A	N/A
TD-7164/23	1/4 MSAE X 3/8 FBSP	N/A	N/A
TD-7164/24	1/4 MSAE X 1/2 FBSP	N/A	N/A
TD-7164/2.52	5/16 MSAE X 1/4 FBSP	N/A	N/A
TD-7164/32	3/8 MSAE X 1/4 FBSP	N/A	N/A
TD-7164/3	3/8 MSAE X 3/8 FBSP	N/A	N/A
TD-7164/34	3/8 MSAE X 1/2 FBSP	N/A	N/A
TD-7164/42	1/2 MSAE X 1/4 FBSP	N/A	N/A
TD-7164/43	1/2 MSAE X 3/8 FBSP	N/A	N/A
TD-7164/4	1/2 MSAE X 1/2 FBSP	N/A	N/A
TD-7164/54	5/8 MSAE X 1/2 FBSP	N/A	N/A
TD-7164/56	5/8 MSAE X 3/4 FBSP	N/A	N/A



外SAEx内NPT Brass Union --- Male SAE Flare × Female NPT

型 号 TYPE	产品描述 Description	国际编号 International Code	
TD-7165/21	1/4 MSAE X 1/8 FNPT	7150/21	U3-4A
TD-7165/22	1/4 MSAE X 1/4 FNPT		U3-4B
TD-7165/23	1/4 MSAE X 3/8 FNPT		U3-4C
TD-7165/24	1/4 MSAE X 1/2 FNPT		
TD-7165/31	3/8 MSAE X 1/8 FNPT		U3-6A
TD-7165/32	3/8 MSAE X 1/4 FNPT		U3-6B
TD-7165/33	3/8 MSAE X 3/8 FNPT		U3-6C
TD-7165/34	3/8 MSAE X 1/2 FNPT		U3-6D
TD-7165/42	1/2 MSAE X 1/4 FNPT		U3-8B
TD-7165/43	1/2 MSAE X 3/8 FNPT		U3-8C
TD-7165/44	1/2 MSAE X 1/2 FNPT		U3-8D
TD-7165/53	5/8 MSAE X 3/8 FNPT		U3-10C
TD-7165/54	5/8 MSAE X 1/2 FNPT		U3-10D
TD-7165/66	3/4 MSAE X 3/4 FNPT		

F代表内丝，M代表外丝 F:female M:male

黄铜单通系列 BRASS UNIONS

外SAEx承口 Brass Union --- Male SAE Flare × Male Solder

型 号 TYPE	产品描述 Description	国际编号 International Code	
TD-7170/22	1/4 MSAE X 1/4 OD	7170/22	US3-44
TD-7170/23	1/4 MSAE X 3/8 OD		US3-46
TD-7170/2.52	5/16 MSAE X 1/4 OD		
TD-7170/33	3/8 MSAE X 3/8 OD	7170/33	US3-66
TD-7170/34	3/8 MSAE X 1/2 OD		US3-68
TD-7170/35	3/8 MSAE X 5/8 OD		US3-610
TD-7170/36	3/8 MSAE X 3/4 OD		
TD-7170/43	1/2 MSAE X 3/8 OD		US3-86
TD-7170/44	1/2 MSAE X 1/2 OD	7170/44	US3-88
TD-7170/45	1/2 MSAE X 5/8 OD		US3-810
TD-7170/54	5/8 MSAE X 1/2 OD		US3-108
TD-7170/55	5/8 MSAE X 5/8 OD	7170/55	US3-1010
TD-7170/56	5/8 MSAE X 3/4 OD		US3-1012
TD-7170/64	3/4 MSAE X 1/2 OD		
TD-7170/66	3/4 MSAE X 3/4 OD		US3-1212
TD-7170/67	3/4 MSAE X 7/8 OD		US3-1214
TD-7170/68	3/4 MSAE X 1 OD		

NPTxNPT单通 Brass Union --- Male NPT × Male NPT

型 号 TYPE	产品描述 Description	国际编号 International Code	
TD-7175/11	1/8 MNPT X 1/8 MNPT	N/A	N/A
TD-7175/21	1/4 MNPT X 1/8 MNPT	N/A	N/A
TD-7175/22	1/4 MNPT X 1/4 MNPT	N/A	N/A
TD-7175/31	3/8 MNPT X 1/8 MNPT	N/A	N/A
TD-7175/32	3/8 MNPT X 1/4 MNPT	N/A	N/A
TD-7175/33	3/8 MNPT X 3/8 MNPT	N/A	N/A
TD-7175/42	1/2 MNPT X 1/4 MNPT	N/A	N/A
TD-7175/43	1/2 MNPT X 3/8 MNPT	N/A	N/A
TD-7175/44	1/2 MNPT X 1/2 MNPT	N/A	N/A
TD-7175/66	3/4 MNPT X 3/4 MNPT	N/A	N/A

F代表内丝，M代表外丝 F:female M:male

黄铜单通系列 BRASS UNIONS

内外BSP Brass Union --- Male BSP × Female BSP

型 号 TYPE	产品描述 Description	国际编号 International Code	
TD-7180/11	1/8 MBSP X 1/8 FBSP	N/A	N/A
TD-7180/12	1/8 MBSP X 1/4 FBSP	N/A	N/A
TD-7180/21	1/4 MBSP X 1/8 FBSP	N/A	N/A
TD-7180/23	1/4 MBSP X 3/8 FBSP	N/A	N/A
TD-7180/24	1/4 MBSP X 1/2 FBSP	N/A	N/A
TD-7180/31	3/8 MBSP X 1/8 FBSP	N/A	N/A
TD-7180/32	3/8 MBSP X 1/4 FBSP	N/A	N/A
TD-7180/34	3/8 MBSP X 1/2 FBSP	N/A	N/A
TD-7180/42	1/2 MBSP X 1/4 FBSP	N/A	N/A
TD-7180/43	1/2 MBSP X 3/8 FBSP	N/A	N/A
TD-7180/62	3/4 MBSP X 1/4 FBSP	N/A	N/A
TD-7180/64	3/4 MBSP X 1/2 FBSP	N/A	N/A
TD-7180/84	1 MBSP X 1/2 FBSP	N/A	N/A
TD-7180/86	1 MBSP X 3/4 FBSP	N/A	N/A

内外NPT Brass Union --- Male NPT × Female NPT

型 号 TYPE	产品描述 Description	国际编号 International Code	
TD-7181/11	1/8 MNPT X 1/8 FNPT	N/A	
TD-7181/12	1/8 MNPT X 1/4 FNPT	N/A	R1-AB
TD-7181/21	1/4 MNPT X 1/8 FNPT	N/A	R1-BA
TD-7181/31	3/8 MNPT X 1/8 FNPT	N/A	
TD-7181/32	3/8 MNPT X 1/4 FNPT	N/A	R1-CB
TD-7181/41	1/2 MNPT X 1/4 FNPT	N/A	R1-DB
TD-7181/43	1/2 MNPT X 3/8 FNPT	N/A	R1-DC
TD-7181/62	3/4 MNPT X 1/4 FNPT	N/A	
TD-7181/63	3/4 MNPT X 3/8 FNPT	N/A	R1-EC

外NPTx焊接插口 Brass Union --- Male BSP × Female Solder

型 号 TYPE	产品描述 Description	国际编号 International Code	
TD-7182/22	1/4 MBSP X 1/4 ID	N/A	N/A
TD-7182/23	1/4 MBSP X 3/8 ID	N/A	N/A
TD-7182/24	1/4 MBSP X 1/2 ID	N/A	N/A
TD-7182/33	3/8 MBSP X 3/8 ID	N/A	N/A
TD-7182/34	3/8 MBSP X 1/2 ID	N/A	N/A
TD-7182/43	1/2 MBSP X 3/8 ID	N/A	N/A
TD-7182/44	1/2 MBSP X 1/2 ID	N/A	N/A
TD-7182/45	1/2 MBSP X 5/8 ID	N/A	N/A
TD-7182/46	1/2 MBSP X 3/4 ID	N/A	N/A
TD-7182/66	3/4 MBSP X 3/4 ID	N/A	N/A
TD-7182/88	1 MBSP X 1 ID	N/A	N/A
TD-7182/1010	1-1/4 MBSP X 1-1/4 ID	N/A	N/A

F代表内丝，M代表外丝 F:female M:male

黄铜单通系列 BRASS UNIONS

SAE内螺纹单通 Brass Union ––– Female SAE Flare × Female SAE Flare

型 号 TYPE	产品描述 Description	国际编号 International Code	
TD–7190/22	1/4 FSAE X 1/4 FSAE	N/A	U4–4
TD–7190/33	3/8 FSAE X 3/8 FSAE	N/A	U4–6
TD–7190/44	1/2 FSAE X 1/2 FSAE	N/A	U4–8

内SAEx内BSP Brass Union ––– Female SAE Flare × Female BSP

型 号 TYPE	产品描述 Description	国际编号 International Code	
TD–7191/21	1/4 FSAE X 1/8 FBSP	N/A	N/A
TD–7191/22	1/4 FSAE X 1/4 FBSP	N/A	N/A
TD–7191/23	1/4 FSAE X 3/8 FBSP	N/A	N/A
TD–7191/33	3/8 FSAE X 3/8 FBSP	N/A	N/A
TD–7191/43	1/2 FSAE X 3/8 FBSP	N/A	N/A

BSP内螺纹单通 Brass Union ––– Female BSP × Female BSP

型 号 TYPE	产品描述 Description	国际编号 International Code	
TD–7192/11	1/8 FBSP X 1/8 FBSP	N/A	N/A
TD–7192/22	1/4 FBSP X 1/4 FBSP	N/A	N/A
TD–7192/33	3/8 FBSP X 3/8 FBSP	N/A	N/A
TD–7192/44	1/2 FBSP X 1/2 FBSP	N/A	N/A
TD–7192/66	3/4 FBSP X 3/4 FBSP	N/A	N/A

NPT内螺纹单通 Brass Union ––– Female NPT × Female NPT

型 号 TYPE	产品描述 Description	国际编号 International Code	
TD–7193/11	1/8 FNPT X 1/8 FNPT	N/A	N/A
TD–7193/22	1/4 FNPT X 1/4 FNPT	N/A	N/A
TD–7193/33	3/8 FNPT X 3/8 FNPT	N/A	N/A
TD–7193/44	1/2 FNPT X 1/2 FNPT	N/A	N/A

Brass Union ––– Female NPT × Female Solder

型 号 TYPE	产品描述 Description	国际编号 International Code	
TD–7194/12	1/8 FNPT X 1/4 ID	N/A	N/A
TD–7194/22	1/4 FNPT X 1/4 ID	N/A	N/A
TD–7194/23	1/4 FNPT X 3/8 ID	N/A	N/A
TD–7194/33	3/8 FNPT X 3/8 ID	N/A	N/A
TD–7194/34	3/8 FNPT X 1/2 ID	N/A	N/A
TD–7194/35	3/8 FNPT X 5/8 ID	N/A	N/A

F代表内丝，M代表外丝 F:female M:male

锻打黄铜弯头系列 FORGED BRASS ELBOWS

SAE外螺纹弯头 Forged Elbow ––– Male SAE Flare × Male SAE Flare

型 号 TYPE	产品描述 Description	国际编号 International Code	
TD–7210/2	1/4 MSAE X 1/4 MSAE	7210/2	E2–4
TD–7210/2.5	5/16 MSAE X 5/16 MSAE		
TD–7210/32	3/8 MSAE X 1/4 MSAE		
TD–7210/3	3/8 MSAE X 3/8 MSAE	7210/3	E2–6
TD–7210/42	1/2 MSAE X 1/4 MSAE		
TD–7210/43	1/2 MSAE X 3/8 MSAE		
TD–7210/4	1/2 MSAE X 1/2 MSAE	7210/4	E2–8
TD–7210/53	5/8 MSAE X 3/8 MSAE		
TD–7210/54	5/8 MSAE X 1/2 MSAE		
TD–7210/5	5/8 MSAE X 5/8 MSAE	7210/5	E2–10
TD–7210/64	3/4 MSAE X 1/2 MSAE		
TD–7210/65	3/4 MSAE X 5/8 MSAE		
TD–7210/6	3/4 MSAE X 3/4 MSAE	7210/6	E2–12

外SAEx外BSP弯头 Forged Elbow ––– Male SAE Flare × Male BSP

型 号 TYPE	产品描述 Description	国际编号 International Code	
TD–7215/22	1/4 MSAE X 1/4 MBSP	N/A	N/A
TD–7215/32	3/8 MSAE X 1/4 MBSP	N/A	N/A
TD–7215/33	3/8 MSAE X 3/8 MBSP	N/A	N/A
TD–7215/34	3/8 MSAE X 1/2 MBSP	N/A	N/A
TD–7215/43	1/2 MSAE X 3/8 MBSP	N/A	N/A
TD–7215/44	1/2 MSAE X 1/2 MBSP	N/A	N/A
TD–7215/54	5/8 MSAE X 1/2 MBSP	N/A	N/A
TD–7215/66	3/4 MSAE X 3/4 MBSP	N/A	N/A

外SAEx外NPT弯头Forged Elbow ––– Male SAE Flare × Male NPT

型 号 TYPE	产品描述 Description	国际编号 International Code	
TD–7230/21	1/4 MSAE X 1/8 MNPT	7230/21	E1–4A
TD–7220/2	1/4 MSAE X 1/4 MNPT	7210/2	E1–4B
TD–7230/23	1/4 MSAE X 3/8 MNPT		E1–4C
TD–7230/31	3/8 MSAE X 1/8 MNPT		E1–6A
TD–7230/32	3/8 MSAE X 1/4 MNPT	7230/32	E1–6B
TD–7220/3	3/8 MSAE X 3/8 MNPT	7220/3	E1–6C
TD–7230/34	3/8 MSAE X 1/2 MNPT		E1–6D
TD–7230/42	1/2 MSAE X 1/4 MNPT		E1–8B
TD–7230/43	1/2 MSAE X 3/8 MNPT	7230/43	E1–8C
TD–7220/4	1/2 MSAE X 1/2 MNPT	7220/4	E1–8D
TD–7230/46	1/2 MSAE X 3/4 MNPT		E1–8E
TD–7230/53	5/8 MSAE X 3/8 MNPT		E1–10C
TD–7230/54	5/8 MSAE X 1/2 MNPT	7230/54	E1–10D
TD–7230/56	5/8 MSAE X 3/4 MNPT		E1–10E
TD–7230/64	3/4 MSAE X 1/2 MNPT		E1–12D
TD–7220/6	3/4 MSAE X 3/4 MNPT	7220/6	E1–12E

F代表内丝，M代表外丝 F:female M:male

锻打黄铜弯头系列 FORGED BRASS ELBOWS

外SAEx内SAE弯头 Forged Elbow ––– Male SAE Flare × Female SAE Flare

型 号 TYPE	产品描述 Description	国际编号 International Code	
TD–7240/2	1/4 MSAE X 1/4 FSAE	N/A	E4–44
TD–7240/23	1/4 MSAE X 3/8 FSAE	N/A	
TD–7240/32	3/8 MSAE X 1/4 FSAE	N/A	
TD–7240/3	3/8 MSAE X 3/8 FSAE	N/A	E4–66
TD–7240/34	3/8 MSAE X 1/2 FSAE	N/A	
TD–7240/4	1/2 MSAE X 1/2 FSAE	N/A	E4–88
TD–7240/45	1/2 MSAE X 5/8 FSAE	N/A	
TD–7240/5	5/8 MSAE X 5/8 FSAE	N/A	
TD–7240/6	3/4 MSAE X 3/4 FSAE	N/A	

外SAEx内焊接承口弯头Forged Elbow ––– Male SAE Flare × Male Solder

型 号 TYPE	产品描述 Description	国际编号 International Code	
TD–7250/2	1/4 MSAE X 1/4 OD	N/A	ES2–44
TD–7250/3	3/8 MSAE X 3/8 OD	N/A	ES2–66
TD–7250/34	3/8 MSAE X 1/2 OD	N/A	ES2–68
TD–7250/4	1/2 MSAE X 1/2 OD	N/A	ES2–88
TD–7250/5	5/8 MSAE X 5/8 OD	N/A	ES2–1010

外BSPx外BSP弯头 Forged Elbow ––– Male BSP × Male BSP

型 号 TYPE	产品描述 Description	国际编号 International Code	
TD–7260/2	1/4 MBSP X 1/4 MBSP	N/A	N/A
TD–7260/32	3/8 MBSP X 1/4 MBSP	N/A	N/A
TD–7260/3	3/8 MBSP X 3/8 MBSP	N/A	N/A
TD–7260/4	1/2 MBSP X 1/2 MBSP	N/A	N/A

F代表内丝，M代表外丝 F:female M:male

锻打黄铜三通系列 FORGED BRASS TEES

外SAEx外SAEx外NPT三通
Two Way Forged Tees ––– Male SAE × Male SAE × Male NPT

型 号 TYPE	产品描述 Description	国际编号 International Code	
TD–7330/221	1/4 MSAE X 1/4 MSAE X 1/8 MNPT	7330/221	T1–4A
TD–7330/222	1/4 MSAE X 1/4 MSAE X 1/4 MNPT	7330/222	T1–4B
TD–7330/223	1/4 MSAE X 1/4 MSAE X 3/8 MNPT		T1–4C
TD–7330/332	3/8 MSAE X 3/8 MSAE X 1/4 MNPT		T1–6B
TD–7330/333	3/8 MSAE X 3/8 MSAE X 3/8 MNPT		T1–6C
TD–7330/442	1/2 MSAE X 1/2 MSAE X 1/4 MNPT		T1–8B
TD–7330/443	1/2 MSAE X 1/2 MSAE X 3/8 MNPT		T1–8C
TD–7330/444	1/2 MSAE X 1/2 MSAE X 1/2 MNPT		T1–8D
TD–7330/554	5/8 MSAE X 5/8 MSAE X 1/2 MNPT		T1–10D

外SAEx外SAEx外SAE三通
Forged Tees ––– Male SAE × Male SAE × Male SAE

型 号 TYPE	产品描述 Description	国际编号 International Code	
TD–7310/2	1/4 MSAE X 1/4 MSAE X 1/4 MSAE	7310/2	T2–4
TD–7310/3	3/8 MSAE X 3/8 MSAE X 3/8 MSAE	7310/3	T2–6
TD–7310/4	1/2 MSAE X 1/2 MSAE X 1/2 MSAE	7310/4	T2–8
TD–7310/5	5/8 MSAE X 5/8 MSAE X 5/8 MSAE	7310/5	T2–10
TD–7310/6	3/4 MSAE X 3/4 MSAE X 3/4 MSAE	7310/6	T2–12

外SAEx外NPTx外SAE三通
Forged Tees ––– Male SAE x Male NPT × Male SAE

型 号 TYPE	产品描述 Description	国际编号 International Code	
TD–7350/212	1/4 MSAE X 1/8 MNPT X 1/4 MSAE	N/A	T3–4A
TD–7350/222	1/4 MSAE X 1/4 MNPT X 1/4 MSAE	N/A	T3–4B
TD–7350/323	3/8 MSAE X 1/4 MNPT X 3/8 MSAE	N/A	T3–6B
TD–7350/333	3/8 MSAE X 3/8 MNPT X 3/8 MSAE	N/A	T3–6C
TD–7350/434	1/2 MSAE X 3/8 MNPT X 1/2 MSAE	N/A	T3–8C
TD–7350/444	1/2 MSAE X 1/2 MNPT X 1/2 MSAE	N/A	T3–8D
TD–7350/545	5/8 MSAE X 1/2 MNPT X 5/8 MSAE	N/A	T3–10D

外SAEx外SAEx外BSP三通
Forged Tees ––– Male SAE x Male SAE x Male BSP

型 号 TYPE	产品描述 Description	国际编号 International Code	
TD–7360/221	1/4 MSAE X 1/4 MSAE X 1/8 MBSP	N/A	N/A
TD–7360/222	1/4 MSAE X 1/4 MSAE X 1/4 MBSP	N/A	N/A

F代表内丝，M代表外丝 F:female M:male

锻打黄铜三通系列 FORGED BRASS TEES

外SAEx外SAEx外NPT三通
Forged Tees —— Male SAE × Male SAE × Male NPT

型 号 TYPE	产品描述 Description	国际编号 International Code	
TD-7320/332	1/4 MSAE X 1/4 MSAE X 1/8 MNPT		
TD-7320/443	1/4 MSAE X 1/4 MSAE X 1/4 MNPT		
TD-7320/554	1/4 MSAE X 1/4 MSAE X 3/8 MNPT	7320/223	TR2-46
TD-7320/665	3/8 MSAE X 3/8 MSAE X 1/4 MNPT	7320/332	TR2-64
	3/8 MSAE X 3/8 MSAE X 1/2 MNPT	7320/334	TR2-68
	1/2 MSAE X 1/2 MSAE X 1/4 MNPT		TR2-84
	1/2 MSAE X 1/2 MSAE X 3/8 MNPT	7320/443	TR2-86
	1/2 MSAE X 1/2 MSAE X 5/8 MNPT	7320/445	TR2-810

外SAEx外SAEx内SAE三通
Forged Tees —— Male SAE × Male SAE × Female SAE

型 号 TYPE	产品描述 Description	国际编号 International Code	
TD-7340/222	1/4 MSAE X 1/4 MSAE X 1/4 FSAE	7340/222	T6-4

F代表内丝，M代表外丝 F:female M:male

紫铜管件系列
COPPER FITTINGS

简介 Introduction

- 标准紫铜管件要比目前在市场上的紫铜管件的平均壁厚要厚很多，因为我们的紫铜管件超越了B16.22-1989的标准。因而，他们能承受更高的压力。
- 的紫铜管件能做到至6"的尺寸。
- 的紫铜管件适合于美标“空调和制冷领域紫铜管 - ASTM B280”和“澳洲新西兰标准 AS/NZS1571”。在这个工业日趋往高压制冷发展的时刻，TEIDAR的紫铜管件应该是目前这个市场上最好的选择。
- 其他一些特殊规格，可根据客户设计来生产。

- HCR USA standard copper fittings are substantially thicker on averange than other fittings available on the market today as our copper fittings are manufactured to exceed B 16.2-1989. As a consequence, they also have a higher pressure rating. HCR copper fittings are available in size up to 6".
- HCR copper fittings are suitable for use with the American 'Copper Tubes for Air-conditioning and Refrigeration Field Service - ASTM B280' and 'Australian and New Zealand standard AS/NZS 1571'.
- HCR copper fittings should be the best choice at the current market, because of the industry moves to higher pressure refrigerants.
- For any of other special specifications, can be designed and made to customer requirements.

紫铜管件 COPPER FITTINGS

直通——内径X内径
Copper Couplings ID to ID

型 号 TYPE	尺寸 Size ID X ID	包装 Pack Qty
TD-100C05	3/16 x 3/16	10
TD-100C06	1/4 x 1/4	10
TD-100C08	5/16 x 5/16	10
TD-100C1006	3/8 x 1/4	10
TD-100C10	3/8 x 3/8	10
TD-100C1306	1/2 x 1/4	10
TD-100C1310	1/2 x 3/8	10
TD-100C13	1/2 x 1/2	10
TD-100C1610	5/8 x 3/8	10
TD-100C1612	5/8 x 1/2	10
TD-100C16	5/8 x 5/8	10
TD-100C1910	3/4 x 3/8	5
TD-100C1912	3/4 x 1/2	5
TD-100C1916	3/4 x 5/8	5
TD-100C19	3/4 x 3/4	5
TD-100C2213	7/8 x 1/2	5
TD-100C2216	7/8 x 5/8	5
TD-100C2219	7/8 x 3/4	5
TD-100C22	7/8 x 7/8	5
TD-100C2513	1 x 1/2	5
TD-100C2519	1 x 3/4	5
TD-100C2522	1 x 7/8	5
TD-100C25	1 x 1	5
TD-100C2813	1-1/8 x 1/2	2
TD-100C2816	1-1/8 x 5/8	2
TD-100C2816-410A	1-1/8 x 5/8	2
TD-100C2819	1-1/8 x 3/4	2
TD-100C2819-410A	1-1/8 x 3/4	2
TD-100C2822	1-1/8 x 7/8	2
TD-100C2822-410A	1-1/8 x 7/8	2
TD-100C2825	1-1/8 x 1	2
TD-100C28	1-1/8 x 1-1/8	2
TD-100C28-410A	1-1/8 x 1-1/8	2
TD-100C3125	1-1/4 x 1	2
TD-100C3125-410A	1-1/4 x 1	2
TD-100C3128	1-1/4 x 1-1/8	2
TD-100C31	1-1/4 x 1-1/4	2
TD-100C31-410A	1-1/4 x 1-1/4	2
TD-100C3516	1-3/8 x 5/8	2
TD-100C3519	1-3/8 x 3/4	2
TD-100C3522	1-3/8 x 7/8	2
TD-100C3525	1-3/8 x 1	2

直通——内径X内径
Copper Couplings ID to ID

型 号 TYPE	尺寸 Size ID X ID	包装 Pack Qty
TD-100C3528	1-3/8 x 1-1/8	2
TD-100C3528-410A	1-3/8 x 1-1/8	2
TD-100C35	1-3/8 x 1-3/8	2
TD-100C35-410A	1-3/8 x 1-3/8	2
TD-100C3825	1-1/2 x 1	2
TD-100C3831	1-1/2 x 1-1/4	2
TD-100C38	1-1/2 x 1-1/2	2
TD-100C4222	1-5/8 x 7/8	1
TD-100C4228	1-5/8 x 1-1/8	1
TD-100C4235	1-5/8 x 1-3/8	1
TD-100C4235-410A	1-5/8 x 1-3/8	1
TD-100C42	1-5/8 x 1-5/8	1
TD-100C42-410A	1-5/8 x 1-5/8	1
TD-100C5128	2 x 1-1/8	1
TD-100C5138	2 x 1-1/2	1
TD-100C51	2 x 2	1
TD-100C5428	2-1/8 x 1-1/8	1
TD-100C5435	2-1/8 x 1-3/8	1
TD-100C5442	2-1/8 x 1-5/8	1
TD-100C54	2-1/8 x 2-1/8	1
TD-100C6728	2-5/8 x 1-1/8	1
TD-100C6735	2-5/8 x 1-3/8	1
TD-100C6742	2-5/8 x 1-5/8	1
TD-100C6754	2-5/8 x 2-1/8	1
TD-100C67	2-5/8 x 2-5/8	1
TD-100C7651	3 x 2	1
TD-100C7654	3 x 2-1/8	1
TD-100C7667	3 x 2-5/8	1
TD-100C76	3 x 3	1
TD-100C8054	3-1/8 x 2-1/8	1
TD-100C8067	3-1/8 x 2-5/8	1
TD-100C80	3-1/8 x 3-1/8	1
TD-100C89	3-1/2 x 3-1/2	1
TD-100C102	4 x 4	1
TD-100C10267	4 x 2-5/8	1

紫铜管件 COPPER FITTINGS

大小头——外径X内径
Copper Bushes OD to ID

型 号 TYPE	尺寸 Size OD X ID	包装 Pack Qty
TD-110B1006	3/8 x 1/4	10
TD-110B1306	1/2 x 1/4	10
TD-110B1310	1/2 x 3/8	10
TD-110B1610	5/8 x 3/8	10
TD-110B1613	5/8 x 1/2	10
TD-110B1913	3/4 x 1/2	5
TD-110B1916	3/4 x 5/8	5
TD-110B2213	7/8 x 1/2	5
TD-110B2216	7/8 x 5/8	5
TD-110B2219	7/8 x 3/4	5
TD-110B2513	1 x 1/2	5
TD-110B2516	1 x 5/8	5
TD-110B2519	1 x 3/4	5
TD-110B2522	1 x 7/8	5
TD-110B2816	1-1/8 x 5/8	2
TD-110B2819	1-1/8 x 3/4	2
TD-110B2822	1-1/8 x 7/8	2
TD-110B3113	1-1/4 x 1/2	2
TD-110B3116	1-1/4 x 5/8	2
TD-110B3119	1-1/4 x 3/4	2
TD-110B3125	1-1/4 x 1	2
TD-110B3522	1-3/8 x 7/8	2
TD-110B3528	1-3/8 x 1-1/8	2
TD-110B3819	1-1/2 x 3/4	2
TD-110B3825	1-1/2 x 1	2
TD-110B3831	1-1/2 x 1-1/4	2
TD-110B4222	1-5/8 x 7/8	2
TD-110B4228	1-5/8 x 1-1/8	1
TD-110B4235	1-5/8 x 1-3/8	1
TD-110B5125	2 x 1	1
TD-110B5131	2 x 1-1/4	1
TD-110B5138	2 x 1-1/2	1
TD-110B5428	2-1/8 x 1-1/8	1
TD-110B5435	2-1/8 x 1-3/8	1
TD-110B5442	2-1/8 x 1-5/8	1
TD-110B6742	2-5/8 x 1-5/8	1
TD-110B6754	2-5/8 x 2-1/8	1
TD-110B7654	3 x 2-1/8	1
TD-110B7667	3 x 2-5/8	1
TD-110B8042	3-1/8 x 1-5/8	1
TD-110B8054	3-1/8 x 2-1/8	1
TD-110B8067	3-1/8 x 2-5/8	1
TD-110B8076	3-1/8 x 3	1

T型三通——左/右/中
Copper Tees – Line/Line/Branch

型 号 TYPE	尺寸 Size ID	包装 Pack Qty
TD-200T05	3/16x3/16x3/16	10
TD-200T06	1/4x1/4x1/4	10
TD-200T080806	5/16x5/16x1/4	10
TD-200T08	5/16x5/16x5/16	10
TD-200T101006	3/8x3/8x1/4	10
TD-200T10	3/8x3/8x3/8	10
TD-200T131306	1/2x1/2x1/4	10
TD-200T131310	1/2x1/2x3/8	10
TD-200T13	1/2x1/2x1/2	10
TD-200T131316	1/2x1/2x5/8	5
TD-200T161610	5/8x5/8x3/8	5
TD-200T161613	5/8x5/8x1/2	5
TD-200T16	5/8x5/8x5/8	5
TD-200T191910	3/4x3/4x3/8	5
TD-200T191913	3/4x3/4x1/2	5
TD-200T191916	3/4x3/4x5/8	5
TD-200T19	3/4x3/4x3/4	5
TD-200T222213	7/8x7/8x1/2	2
TD-200T222216	7/8x7/8x5/8	2
TD-200T22	7/8x7/8x7/8	2
TD-200T252513	1x1x1/2	2
TD-200T252519	1x1x3/4	2
TD-200T25	1 x 1 x 1	2
TD-200T28	1-1/8x1-1/8x1-1/8	1
TD-200T28-410A	1-1/8x1-1/8x1-1/8	1
TD-200T31	1-1/4x1-1/4x1-1/4	1
TD-200T31-410A	1-1/4x1-1/4x1-1/4	1
TD-200T35	1-3/8x1-3/8x1-3/8	1
TD-200T38	1-1/2x1-1/2x1-1/2	1
TD-200T424222	1-5/8x1-5/8x7/8	1
TD-200T42	1-5/8x1-5/8x1-5/8	1
TD-200T51	2 x 2 x 2	1
TD-200T54	2-1/8x2-1/8x2-1/8	1
TD-200T67	2-5/8x2-5/8x2-5/8	1
TD-200T76	3 x 3 x 3	1
TD-200T80	3-1/8x3-1/8x3-1/8	1
TD-200T102	4 x 4 x 4	1
TD-200T105	4-1/8x4-1/8x4-1/8	1

紫铜管件 COPPER FITTINGS

90° 弯头——外径X内径
90° Elbows – Male to Female

型 号 TYPE	尺寸 Size OD X ID	包装 Pack Qty
TD-300E13	1/2 x 1/2	10
TD-300E16	5/8 x 5/8	10
TD-300E19	3/4 x 3/4	5
TD-300E22	7/8 x 7/8	5
TD-300E25	1 x 1	2
TD-300E28	1-1/8 x 1-1/8	2
TD-300E31	1-1/4 x 1-1/4	1
TD-300E35	1-3/8 1-3/8	1
TD-300E38	1-1/2 x 1-1/2	1
TD-300E42	1-5/8 x 1-5/8	1
TD-300E54	2-1/8 x 2-1/8	1
TD-300E67	2-5/8 x 2-5/8	1

90° 弯头——内径X内径（短半径）
Short Radius – Female to Female

型 号 TYPE	尺寸 Size ID X ID	包装 Pack Qty
TD-310E13	1/2 x 1/2	10
TD-310E16	5/8 x 5/8	10
TD-310E19	3/4 x 3/4	5
TD-310E22	7/8 x 7/8	5
TD-310E25	1 x 1	2
TD-310E28	1-1/8 x 1-1/8	2
TD-310E31	1-1/4 x 1-1/4	1
TD-310E35	1-3/8 1-3/8	1
TD-310E38	1-1/2 x 1-1/2	1
TD-310E42	1-5/8 x 1-5/8	1
TD-310E54	2-1/8 x 2-1/8	1
TD-310E67	2-5/8 x 2-5/8	1
TD-310E76	3 x 3	1
TD-310E80	3-1/8 x 3-1/8	1

90° 弯头——内径X内径（长半径）
90° Elbows – Female to Female

型 号 TYPE	尺寸 Size ID X ID	包装 Pack Qty
TD-320E06	1/4 x 1/4	10
TD-320E08	5/16 x 5/16	10
TD-320E10	3/8 x 3/8	10
TD-320E1310	1/2 x 3/8	10
TD-320E13	1/2 x 1/2	10
TD-320E1613	5/8 x 1/2	10
TD-320E16	5/8 x 5/8	10
TD-320E1913	3/4 x 1/2	5
TD-320E19	3/4 x 3/4	5
TD-320E22	7/8 x 7/8	5
TD-320E2519	1 x 3/4	2
TD-320E25	1 x 1	2
TD-320E28	1-1/8 x 1-1/8	2
TD-320E28-410A	1-1/8 x 1-1/8	2
TD-320E31	1-1/4 x 1-1/4	1
TD-320E31-410A	1-1/4 x 1-1/4	1
TD-320E35	1-3/8 x 1-3/8	1
TD-320E35-410A	1-3/8 x 1-3/8	1
TD-320E38	1-1/2 x 1-1/2	1
TD-320E42	1-5/8 x 1-5/8	1
TD-320E42-410A	1-5/8 x 1-5/8	1
TD-320E51	2 x 2	1
TD-320E54	2-1/8 x 2-1/8	1
TD-320E64	2-1/2 x 2-1/2	1
TD-320E67	2-5/8 x 2-5/8	1
TD-320E76	3 x 3	1
TD-320E80	3-1/8 x 3-1/8	1
TD-320E89	3-1/2 x 3-1/2	1
TD-320E102	4 x 4	1
TD-320E152	6 x 6	1

紫铜管件 COPPER FITTINGS

45° 弯头——内径X内径
45° Elbows – Female to Female

型 号 TYPE	尺寸 Size ID X ID	包装 Pack Qty
TD-330E10	3/8 x 3/8	10
TD-330E13	1/2 x 1/2	10
TD-330E16	5/8 x 5/8	10
TD-330E19	3/4 x 3/4	5
TD-330E22	7/8 x 7/8	5
TD-330E25	1 x 1	5
TD-330E28	1-1/8 x 1-1/8	5
TD-330E28-410A	1-1/8 x 1-1/8	5
TD-330E31	1-1/4 x 1-1/4	2
TD-330E35	1-3/8 x 1-3/8	1
TD-330E35-410A	1-3/8 x 1-3/8	1
TD-330E38	1-1/2 x 1-1/2	1
TD-330E42	1-5/8 x 1-5/8	1
TD-330E42-410A	1-5/8 x 1-5/8	1
TD-330E54	2-1/8 x 2-1/8	1
TD-330E67	2-5/8 x 2-5/8	1
TD-330E76	3 x 3	1
TD-330E80	3-1/8 x 3-1/8	1

紫铜封帽
Bonnets

型 号 TYPE	尺寸 Size SAE	包装 Pack Qty
TD-400B06	1/4 SAE	10
TD-400B08	5/16 SAE	10
TD-400B10	3/8 SAE	10
TD-400B13	1/2 SAE	10
TD-400B16	5/8 SAE	10
TD-400B19	3/4 SAE	10

垫片——转换接头垫片
Washers – Locating washer to fit flare adaptors

型 号 TYPE	尺寸 Size SAE	包装 Pack Qty
TD-500W10	3/8 SAE	10
TD-500W13	1/2 SAE	10
TD-500W16	5/8 SAE	10
TD-500W19	3/4 SAE	10
TD-500W22	7/8 SAE	10

垫片——螺口垫片
Flare Washers – To fit SAE standard flare

型 号 TYPE	尺寸 Size SAE	包装 Pack Qty
TD-510W06	1/4 SAE	10
TD-510W08	5/16 SAE	10
TD-510W10	3/8 SAE	10
TD-510W13	1/2 SAE	10
TD-510W16	5/8 SAE	10
TD-510W19	3/4 SAE	10

毛细管组件
Capillary Tubes

型 号 TYPE	Connection	包装 Pack Qty
TD-550CT06	1/4 FSAE Tube	1
TD-550CT06-D	1/4 FSAE Tube With Depressor	1

紫铜管件 COPPER FITTINGS

P型管
Copper P Traps

型 号 TYPE	尺寸 Size ID X ID	包装 Pack Qty
TD-600P16	5/8 x 5/8	5
TD-600P19	3/4 x 3/4	5
TD-600P22	7/8 x 7/8	5
TD-600P28	1-1/8 x 1-1/8	2
TD-600P35	1-3/8 x 1-3/8	2
TD-600P42	1-5/8 x 1-5/8	2
TD-600P54	2-1/8 x 2-1/8	1

U型管——内径X中心距
Copper U Bends – Female to Female

型 号 TYPE	尺寸 Size ID X CTR	包装 Pack Qty
TD-700U10-38	3/8 x 1-1/2	10
TD-700U13-33	1/2 x 1-5/16	10
TD-700U13-38	1/2 x 1-1/2	10
TD-700U16-51	5/8 x 2	5
TD-700U19-51	3/4 x 2	5
TD-700U19-57	3/4 x 2-1/4	5
TD-700U19-70	3/4 x 2-3/4	5
TD-700U22-57	7/8 x 2-1/4	2
TD-700U25-57	1 x 2-1/4	2

紫铜封头
Copper Stop Ends

型 号 TYPE	尺寸 Size ID	包装 Pack Qty
TD-800S13	1/2	5
TD-800S16	5/8	5
TD-800S19	3/4	5
TD-800S22	7/8	5
TD-800S25	1	5
TD-800S28	1-1/8	2
TD-800S31	1-1/4	2
TD-800S35	1-3/8	2
TD-800S38	1-1/2	2
TD-800S42	1-5/8	2
TD-800S51	2	2
TD-800S54	2-1/8	2
TD-800S64	2-1/2	1
TD-800S67	2-5/8	1
TD-800S76	3	1
TD-800S80	3-1/8	1
TD-800S89	3-1/2	1
TD-800S102	4	1
TD-800S127	5	1
TD-800S152	6	1

裤型管
Copper Y Pieces

型 号 TYPE	尺寸 Size ID	包装 Pack Qty
TD-900Y10	3/8x3/8x3/8	5
TD-900Y131010	1/2x3/8x3/8	5
TD-900Y13	1/2x1/2x1/2	5
TD-900Y161313	5/8x1/2x1/2	5
TD-900Y16	5/8x5/8x5/8	5
TD-900Y19	3/4x1/2x1/2	5
TD-900Y191616	3/4x5/8x5/8	5
TD-900Y221616	7/8x5/8x5/8	5
TD-900Y22	7/8x7/8x7/8	5
TD-900Y251616	1x5/8x5/8	5
TD-900Y251919	1x3/4x3/4	5
TD-900Y281616	1-1/8x5/8x5/8	5
TD-900Y281919	1-1/8x3/4x3/4	5
TD-900Y282222	1-1/8x7/8x7/8	5
TD-900Y311616	1-1/4x5/8x5/8	5
TD-900Y311919	1-1/4x3/4x3/4	5
TD-900Y422828	1-5/8x1-1/8x1-1/8	1
TD-900Y544242	2-1/8x1-5/8x1-5/8	1

制冷空调组合件 Refrigeration/Air-conditioning Piping Assembly

简介 Introduction

制冷空调组合件适用于制冷空调设备。按要求将四通换向阀、热力膨胀阀、单向阀、干燥过滤器、分液头等与异形配管连接在一起，以方便空调制冷设备的组装。可以按客户要求定制。

Refrigeration/Air-conditioning piping assembly is mainly applying to refrigeration and air-conditioning equipments.They could combine 4-way reversing valve, check valve, thermo expand valve, filter drier, distributor together with pipes in special shape by welding process to make the equipment assembling process be convenient. Customized is available.



常用单位对照表 Referrence Listting For Commonly Used Units

1. 制冷量 Refrigeration Capacity

1w=3.41Btu/h

1w=0.86Kca/h

1ton(冷吨)=3.517kw

2. 温度 Temperature ℉ 华氏 ℃ 摄氏 K热力学温度

t(℃)=5/9×T(℉)−32

T(℉)=9/5×t(℃)=32

t(K)=273=T(℃)

3. 压力单位换算关系表 Conversion Tabe of Pressure Units

压力单位 Pressure Units	帕斯卡 Pa	工程大气压 Kgf/cm²	巴 Bar	毫米汞柱 mmHg	标准大气压 atmf	磅力/平方英尺 psi
1Pa	1	1.01972×10⁻5	1×10⁻5	7.50062×10⁻3	9.86923×10⁻6	1.45039×10⁻4
1Kgf/cm2	9.80665×104	1	0.980665	735.559	0.967841	14.2235
1Bar	1×105	101972	1	750.062	0.986923	14.5039
1mmhg(tor)	133.322	1.35951×10⁻3	1.33322×10⁻3	1	1.31579×10⁻3	0.01934
1atm	1.01325×105	1.03323	1.01325	760	1	14.6961
1psi	6894.7	0.07031	0.06895	51.7063	0.06805	1

4. 长度（Length）

1 inch(英寸)=25.4mm(毫米)

1mm(毫米)=0.0394inch(英寸)

5. 重量（Weight）

1 Lb（磅）=454g（克）

1kg(千克)=2.203lb(磅)

6. 容积（Volume）

1 Oz(盎司)=29.6ml(毫升)

1l(升)=33.80Oz(盎司)

货柜材积表 Container Volume Table

	长	宽	高	立方英寸	立方公尺
	L	W	H	Cuft3	Cum3
CONTAINER SPC	20"	8'	8'6"		
CONTAINER	19'41/4"	7'8"−5/8	7'10"	1170×1000	
	5.899m	2.352m	2.386m		33.1×28
	长	宽	高	立方英寸	立方公尺
	L	W	H	Cuft3	Cum3
CONTAINER SPC	35"	8'	8'6"		
CONTAINER	34'7"	7'8"−2/1"	7'10"	2088×1800	
	10.54m	2.34m	2.39m		58.9×50
	长	宽	高	立方英寸	立方公尺
	L	W	H	Cuft3	Cum3
CONTAINER SPC	40"	8'	8'6"		
CONTAINER	39.5−3/8	7'8−5/8"	7'10"	2383×2000	
	12.02m	2.35m	2.38m		67.5×57

HCR® 产品在系统中的应用

HCR products application in the system